



RESIDENTIAL TRAVEL PLAN

Walton Gate, Felixstowe, Suffolk

Client:  **BARRATT**
HOMES

September (REV G)

Project No: 80000

Document Review Sheet: -

Original Document prepared by: - Raymond Long BSc (Hons) IEng MCIHT MICE on behalf of Smarter Travel Ltd

Date: - 14th November 2016

Original Document checked by: - Martin Doughty BEng (Hons) CEng FCIHT FICE MAPM on behalf of Smarter Travel Ltd

Date: - 14th November 2016

Original Document Approved by: - Martin Doughty BEng (Hons) CEng FCIHT FICE MAPM on behalf of Smarter Travel Ltd

Date: - 14th November 2016

Document Status

DRAFT



FINAL



Revision Status

Issue	Date	Description	Prepared	Checked	Approved
A	Nov 2017	Revision in line with first occupation	HW	RNL	RNL
B	July 2019	Updated to Full Travel Plan in accordance with baseline survey results.	HW	RNL	RNL
C	Sept 2020	Updated in accordance with first anniversary survey results.	LG	DDP	RNL
D	Oct 2021	Updated in accordance with second anniversary survey results.	HP	RNL	RNL
E	July 2022	Updated in accordance with third anniversary survey results.	EC	HP	RNL
F	August 2023	Updated in accordance with fourth anniversary survey results.	HR	DDP	MJD
G	September 2024	Updated in accordance with fifth anniversary survey results.	LL	EE	MJG

This document has been prepared for the sole use of Barratt Homes, is copyright and its contents should not be relied upon by others without the written authority of Smarter Travel Ltd. If any unauthorised third party makes use of this report, they do so at their own risk and Smarter Travel



Ltd owe them no duty of care or skill. All information provided by others is taken in good faith as being accurate, but Smarter Travel Ltd cannot, and does not, accept any liability for the detailed accuracy, errors or omissions in such information.

Contents:-

1. FOREWORD	4
2. INTRODUCTION	6
3. POLICY CONSIDERATION.....	7
4. EXECUTIVE POLICY STATEMENT	8
5. LOCAL ACCESSIBILITY AUDIT	9
6. TRAVEL ASSESSMENT.....	15
7. RESIDENTIAL TRAVEL PLAN MEASURES.....	19
8. MONITORING AND MANAGEMENT.....	23
9. 2019 & 2020 TRAVEL SURVEY RESULTS.....	27
10. 2021 TRAVEL SURVEY RESULTS	30
11. 2022 TRAVEL SURVEY RESULTS	32
12. 2023 TRAVEL SURVEY RESULTS	35
13. 2024 TRAVEL SURVEY RESULTS	38

Appendices

Appendix A	Development Layout
Appendix B	Travel Plan Measures Action Plan
Appendix C	Year 5 ATC Data 2024
Appendix D	Year 5 Manual Count Data 2024
Appendix E	Year 5 Travel Survey Results 2024

1. FOREWORD

- 1.1. A TP is defined as a long term management strategy and package of measures intended to encourage sustainable travel choices for a healthier lifestyle and reduce the reliance on the private car; this effectively requires identification and implementation of a set of interrelated measures and initiatives which can reduce the environmental impact of the travel associated with a development, particularly through the use of public transport, walking and cycling, which reflects current Government policy in respect of transport.
- 1.2. The development, known as Walton Gate, is located south of High Street in the area known as Walton which lies to the west of the town of Felixstowe. Walton Gate is close to numerous local amenities and public transport services with good pedestrian and cycle infrastructure to support the promotion of sustainable travel.
- 1.3. The Travel Plan Coordinator (TPC) has promoted, managed and monitored the success of this Travel Plan (TP) and has reported to Suffolk County Council (SCC) for the agreed monitoring period of five years from the first multi-modal travel survey undertaken at 100th dwelling occupation of the development (June 2019).
- 1.4. The monitoring period has been completed in 2024, achieving the principal target to have a shift towards sustainable travel of 10% from the initial assessment of single occupancy car travel of the local area determined from Census data and transport work completed for the planning application.

Definitions

- 1.5. The following definitions are used throughout this document:
- i. **“Travel Plan”** means a comprehensive “living” document that includes the sustainable travel objectives, targets, and commitments, which is updated, amended, and supplemented from time to time under the provisions of the conditions of the planning approval and “Travel Plan Reviews” which are obliged to be undertaken by the Travel Plan Coordinator on behalf of the Developer.
 - ii. **“Travel Plan Coordinator (TPC)”** means a permanent representative appointed by the Developer with the appropriate skills, budgetary provision, and resources to produce and update a “Travel Plan” and manage the continued implementation of the “Travel Plan” including the provision of information to the Local Authority.
 - iii. **“Travel Survey”** means a standardised travel survey undertaken via a 2-week loop counter survey at the vehicular entrance to Walton Gate, supplemented by postal/online surveys and/or manual surveys, if required, to determine vehicular generation of the development.
 - iv. **“Annual Travel Plan Review”** means a yearly report including the results and analysis of the “Travel Survey” indicating how the “Travel Plan” is performing and updating the document as necessary to reflect changes in local area accordingly.
 - v. **“Monitoring Period”** means the time period that the Developer is committed to fund and manage the “Travel Plan” and “Travel Plan Coordinator” to review travel behaviour to/from Walton Gate, with an aim to reduce private car usage in favour of sustainable modes. This time period is set out as five years after 100th dwelling occupation and agreement with the Local Authority of the “Travel Plan”.
 - vi. **“Local Authority”** means the relevant district council or county council required to approve the TP.

2. INTRODUCTION

- 2.1. This document provides the basis, from which to refine, expand and develop the TP and promote the objectives within it; an updated TP will next be submitted to SCC for approval once the fifth anniversary travel survey has been undertaken in 2024. The baseline travel survey was undertaken at the 100th dwelling occupation (June 2019), and the remaining surveys were undertaken when the site was fully occupied (186 dwellings).
- 2.2. The Office for National Statistics website has been used to estimate the number of people that could potentially live in the development. The "Key Figures for 2011 Census" for the ward "Felixstowe North" (where Walton Gate is located) has given the breakdown of number of people living per dwelling: 4298 people living in 1958 households; using this data it has been forecasted that a development of 186 residential units has the potential to accommodate approximately 408 people.
- 2.3. The development is wholly residential and therefore the TP is an important tool in helping to deliver sustainable communities, bringing a number of benefits into the local area, including:
 - i) Reducing the need to travel by private car and aim to cut congestion from the housing development.
 - ii) Increasing awareness of sustainable travel alternatives to the private car.
 - iii) Promotion of social inclusion and interaction by identifying that a wide range of transport options are easily available for new residents, including those with disabilities, and that existing amenities are accessible.
 - iv) Helping to reduce greenhouse gas emissions by accommodating those journeys that need to be made by car through information on greener car travel usage. This can aid in addressing the increased emphasis of tackling climate change and reducing impact on the local environment.
 - v) Residents can enjoy improved health, less stress and better quality of life through the increased use of walking, cycling and public transport use. Financial savings over the ownership and running costs of a private car can also be achieved through providing a greater travel choice.
 - vi) Bringing new choices of modes of transport to the wider community with the promotion of a car sharing scheme.
- 2.4. This TP has been developed in accordance with SCC TP guidance and Department for Transport (DfT) guidance documents "Using the Planning Process to Secure Travel Plans" (April 2009); "Making Residential Travel Plans Work: Guidelines for New Development" and "Good Practice Guidelines: Delivering Travel Plans through the Planning Process" (April 2009).

3. POLICY CONSIDERATION

National Policy

- 3.1. The DfT document “*Smarter Choices – Changing the Way We Travel*” (2004) demonstrates the efficacy of measures such as the use of car clubs, car sharing schemes, personalised travel planning, travel awareness publicity, etc... The document sets out that the reduction nationwide could be of around 11% in traffic with appropriate TP measures implemented.
- 3.2. The Government’s white paper document “The Future of Transport: a network for 2030” (2005) sets out the vision for a smarter choice of travel in England. The document has identified that marketing to promote sustainable transport can deliver “reductions in car use of between 7% and 15% in urban areas and 2% to 6% in rural and smaller urban areas”.

National Planning Policy Framework (NPPF)

- 3.3. The NPPF and the DfT guidance identifies that the provision of a TP will help to deliver more sustainable transport objectives, including:
- Reductions in car usage (particularly single occupancy journeys) and increased use of public transport, walking and cycling;
 - Reduced traffic speeds and improved road safety and personal security, particularly for pedestrians and cyclists; and
 - More environmentally friendly delivery and freight movements, including home delivery services.

Regional

- 3.4. SCC policy with respect to transport is embodied in the Local Transport Plan. The third Local Transport Plan (LTP3) sets out SCC’s ambitions and objectives for transport.
- 3.5. LTP3 identifies how transport will play its part in supporting and facilitating future sustainable economic growth in Suffolk by:
- Maintaining (and in the future improving) our transport networks;
 - Tackling congestion;
 - Improving access to jobs and markets; and
 - Encouraging a shift to more sustainable travel patterns.
- 3.6. The provision of a TP to support new residents to the area in their choice of travel modes for regular journeys in the local area is a key element in facilitating sustainable development in Suffolk.

4. EXECUTIVE POLICY STATEMENT

- 4.1. Barratt Homes has agreed to the TP arrangements that demonstrate the importance of the environmental and health benefits of increasing the use of more sustainable modes of travel as an alternative to the private car. The Developer is committed to developing and funding this programme in its entirety, with the support of a TPC, and delivery of measures set out herein to achieve the monitoring targets whilst supporting change in travel habits of Walton Gate residents.
- 4.2. The Developer is responsible for the ownership of the residential TP for this development for a period of no shorter than five years from the date of the approval by East Suffolk Council (ESC), formally Suffolk Coastal District Council, and SCC of the updated full version of this TP (which was completed at 100th dwelling occupation). Therefore, the monitoring period is set to conclude in 2024.
- 4.3. The appointed TPC has delegated responsibilities to others to assist in the operation and monitoring of the TP. The contact details are set out below.

<i>Acceptance and Commitment to the Role of Travel Plan Coordinator</i>
Name: Elizabeth Evans
Company: Smarter Travel Ltd
Telephone: 01603 230240 (Mon – Fri ; 0900-1700)
Email: WaltonGate@SmarterTravel.uk.com
Website: www.SmarterTravel.uk.com/waltongate
Date: September 2024
On behalf of: Barratt Homes

5. LOCAL ACCESSIBILITY AUDIT
Walton Gate Location

- 5.1. The development is located to the west of Walton and east of Trimley St Mary near the town of Felixstowe. Walton Gate is bound to the north by High Street; to the west by the A14; to the south by the local train line and to the east by land of Felixstowe School.

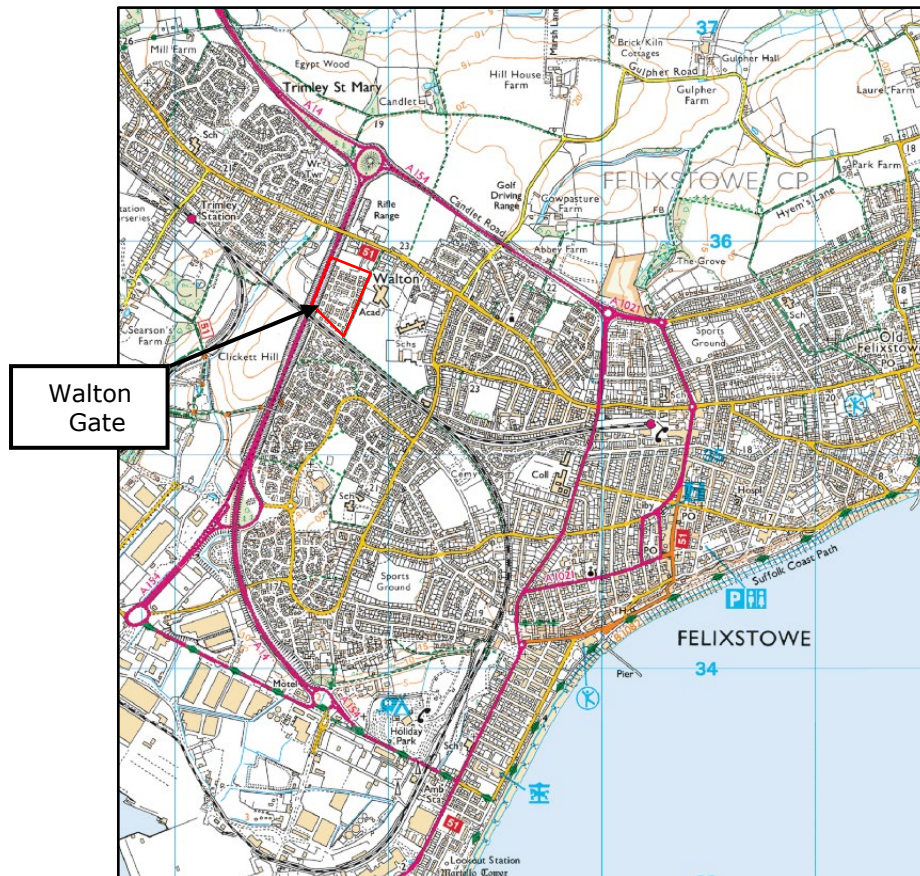


Figure 1 – Site Location

- 5.2. The vehicular access to Walton Gate is directly off a new road that serves Felixstowe School. The access for all modes is via High Street to the north. High Street/High Road is subject to a 30mph speed limit in the vicinity of Walton Gate and serves mainly residential areas to the west of Walton and further development in Trimley St Mary. Between the 2022 and 2023 monitoring, the site access junction onto High Street formed the southern arm of a roundabout, constructed under planning application reference: DC/16/2778/OUT for 385 dwellings to the north of High Street.
- 5.3. High Street connects with Felixstowe (2.6km distance) to the southeast with further connections to Ipswich (17.4km distance) to the northwest, and Martlesham Heath (14.4km distance north) and Colchester (44.1km distance southwest) via the A14 (N) and A12 (S) respectively.
- 5.4. In the southern extent of Felixstowe is the Port of Felixstowe which is the major employer in the locality of Trimley St Mary and Felixstowe and it can

be expected that many residents are likely to commute there. Other employment locations would be Felixstowe Town Centre and Ipswich.

- 5.5. A copy of the development layout is available in **Appendix A**.

Pedestrian and Cycle Network

- 5.6. Walton Gate is already very well connected for pedestrians and cyclists with direct access to High Street/High Road via a new access road that leads to Felixstowe Academy.
- 5.7. Walking is accessible within Walton and then further onto Trimley and Felixstowe, Trimley train station and parts of Felixstowe. Walton Gate is located close to many local amenities. Generally, the footways are accessible enough to cater for pedestrian movement especially High Street/High Road.
- 5.8. Locally the nearest Secondary School, Felixstowe School, is approximately 300m from the centre of the site and forms Walton Gates' eastern border.
- 5.9. National Cycle Route 51 and Regional Cycle Route 41 utilise High Road/High Street just north of Walton Gate. The National Cycle Route 51 connects the Port of Felixstowe with the town of Ipswich. Along High Street/High Road there are advisory cycle lanes connecting Walton with Trimley St Mary and the edge of Trimley St Martin. Local cycle routes can be found on the Suffolk On Board website: suffolkonboard.com/cycle/Felixstowe.
- 5.10. Secure and sheltered cycle parking spaces are available for the residents of flats within or adjacent to associated blocks. Residents of houses can store bicycles in garages or storage can be provided in gardens.

Public Transport

- 5.11. The closest bus stops to the development are located:
- Trimley St Mary (adjacent/opposite) Spriteshall Lane on High Road approximately 560m west of the centre of Walton Gate.
 - Walton (adjacent/opposite) Half Moon pub on High Street approximately 680m east of the centre of Walton Gate.
- 5.12. The bus stop opposite the Half Moon pub is sheltered whereas the stop adjacent the Half Moon is a standard signpost. The bus stop opposite Spriteshall Lane is also sheltered, however, the stop adjacent Spriteshall Lane is a standard signpost.
- 5.13. A contribution from the Developer has been provided to SCC for the improvement to accessibility to bus provision along High Street/High Road.
- 5.14. **Table 5.1** below presents the regular recent services which run along High Road/High Street, times presented are from the Half Moon pub. Further bus services can also be boarded along the A1021/Crescent Road (approximately 1.81km away).

Table 5.1 – Nearest Local Bus Services*

Operator	Service	Frequency
First in Norfolk and Suffolk	Grange Farm - Felixstowe – The Trimleys – Ipswich (No.75)	Mon to Fri: 0613 to 2228 (Every 30 mins) Sat: 0643 to 2228 (Every 30 mins) Sun: 0923 to 2128 (Every hour)
	Ipswich – The Trimleys – Felixstowe – Grange Farm (No.75)	Mon to Fri: 0733 to 2352 (Every 30 mins) Sat: 0751 to 2352 (Every 30 mins) Sun: 0941 to 2252 (Every hour)
First in Norfolk and Suffolk	Landguard Fort – Felixstowe – The Trimleys – Ipswich (No. 77)	Mon to Fri: 0743 to 1818 (Every hour) Sat: 0733 to 1803 (Every hour) Sun: 0953 to 1753 (Every hour)
	Ipswich – The Trimleys – Felixstowe – Landguard Fort (No. 77)	Mon to Fri: 0821 to 1836 (Every hour) Sat: 0821 to 1821 (Every hour) Sun: 1011 to 1711 (Every hour)
First in Norfolk and Suffolk	Woodbridge – Martlesham – The Trimleys – Felixstowe (No. 73)	Mon to Fri: 0815 to 1749 (6 services a day) Sat: 0812 to 1749 (5 services a day)
	Felixstowe – Martlesham – The Trimleys – Felixstowe (No. 73)	Mon to Fri: 0834 to 1724 (6 services a day) Sat: As above. (5 services a day)

*Correct as of September 2024

- 5.15. Up to date timetable information for each bus stop can also be obtained via the websites of each operator or via Traveline website. Links to current timetables have been promoted to residents throughout the monitoring period via the Travel Plan webpages and newsletters.

- 5.16. A review of 2011 Census data and travel data for the Walton area showed that the use of bus services was low for commuter purposes. This is discussed further later in this TP.
- 5.17. Travel times to Ipswich and Felixstowe are about 30 minutes and 5 minutes respectively. Currently, the UK government bus fare scheme 'Get Around for £2' has been extended up until the 31st December 2024; during this time, single fares are capped at £2 or less. The use of smartphone apps for easy ticket purchasing options and live bus arrival times has been promoted to residents via newsletters and the Travel Plan webpages throughout the monitoring period.
- 5.18. Community transport options are also available to residents that may have need for these services, such as senior residents or those with limited mobility that makes using public transport challenging. Dial-a-ride services operate in the area, such as the Felixstowe Area Community Transport Service (FACTS), providing essential transport links as part of the local authority 'Connecting Communities' service in Suffolk, for those who have limited access to public transport. Further information can be found via their website at factsbus.org.uk or by calling their office on 01394 282857.
- 5.19. A Park and Ride service is available in Ipswich with two sites located on the outskirts of Ipswich, one to the southwest and one to the northeast. The Park and Ride service have been promoted to residents throughout the monitoring period, as appropriate.

Train Services

- 5.20. Trimley Train Station is located at approximately 1.1km distance from Walton Gate. Although the station is located approximately 13 minutes walking time from Walton Gate, some of the residents of the development could still commute to work by train and travel via sustainable modes of travel like on a bicycle, which would only take approximately four minutes to cycle.
- 5.21. The train station is on the Ipswich – Felixstowe line and is operated by Greater Anglia, where connections to Norwich, Cambridge and London Liverpool Street can be made at Ipswich. As of September 2024, there are 18 services towards Ipswich between 0537 – 2304 and 18 services to Felixstowe between 0524 – 2248 on weekdays. The train service is typically hourly Monday to Sunday and takes about 25 minutes to get to Ipswich. There is an additional service at peak times on weekdays.
- 5.22. Trimley Train Station offers limited services, however, there is step free access throughout and some limited facilities for commuters. There are also 6 bicycle spaces for secure storage on the station platform as well as 16 (with 1 accessible) spaces available for cars.
- 5.23. National Railcards that can reduce train travel costs by up to 33% have been promoted to residents throughout the monitoring period to encourage usage. The Plus Bus ticket option has also been promoted, which enables people to get cheap bus travel at train destinations such as Ipswich and Norwich.

- 5.24. An initial review of 2011 Census data for the Walton area showed that the use of the train was low for commuter purposes. This data is compared with annual travel data which is discussed further later in this TP.

Local Amenities

- 5.25. The Institution of Highways and Transportation in its publication "Guidelines for Providing for Journeys on Foot" (2000) suggests that an average walking speed of 1.4 m/s can be assumed. The DfT's document LTN 1/20 "Cycle Infrastructure Design" recommends that an average cycling speed of 20mph can be assumed.
- 5.26. Although now superseded by the NPPF, the Government's document "Planning Policy Guidance 13: Transport" stated that *"walking is the most important mode of travel at the local level and offers the greatest potential to replace short car trips, particularly under 2 kilometres."* The same document also stated that *"cycling also has potential to substitute for short car trips, particularly those under 5km and to form part of a longer journey by public transport."*
- 5.27. Focusing on Walton Gate, **Table 5.2** presents a range of local amenities in the surrounding areas, with the appropriate distance and travel time from the site.

Table 5.2 – List of Nearest Local Amenities

Amenity	Location	Distance from Walton Gate	Walking / Cycling time
Secondary Education	Felixstowe Academy, High St, IP11 9QR	300m	3 mins / 1 min
Primary School	SET Causton Primary School, Maidstone Road, IP11 9ED	700m	13 mins / 3 mins
Dentists	Walton House Dental Practice, High St, IP11 9DS	700m	11 mins / 3 mins
Pharmacy	Walton Pharmacy, High St, IP11 9DU	700m	7 mins / 2 mins
Place of Worship	Baptist Church, Maidstone Rd, IP11 9ED	700m	7 mins / 2 mins
Post Office	Walton Post Office, High St, IP11 9DS	700m	9 mins / 2 mins
Public House	The Falcon Inn, High St, IP11 9DS	750m	8 mins / 2 mins
Convenience Store	Co-op, High St, IP11 9BQ	850m	10 mins / 2 mins
Felixstowe Community Hub	Maidstone Rd, Felixstowe IP11 9EF	800m	10 mins / 3 mins
Primary School	Trimley St Mary Primary School, High Road, IP11 0ST	950m	11 mins / 3 mins

Nursery	Felixstowe Nursery School, St Johns Ambulance Hall, Ataka Rd, IP11 9DH	1.0km	11 mins / 3 mins
General Practitioner	Grove Medical Centre, Grove Rd, Felixstowe, IP11 9GA	1.8km	25 mins / 7 mins
Supermarket	Morrisons, Grange Farm Avenue, IP11 2XD	2.2km	30 mins / 9 mins
Health & Fitness Centre	Brackenbury Sports Centre, High Rd East, IP11 9JF	2.8km	34 mins / 9 mins

5.28. In conclusion, the development is very well located to a great number of amenities which are accessible on foot or by bicycle. Further to this Walton Gate is located approximately 2.6km from Felixstowe Town Centre where further amenities are located.

5.29. The excellent range of amenities provision in the area should influence the residents to use more sustainable modes of transport to travel locally, reducing the impact of the development.

Barriers to Sustainable Travel and Accessibility

5.30. The potential issues and barriers to the promotion of sustainable travel in association with Walton Gate and its locality have been identified as follows:

- Rail passengers have to change at Ipswich for onward connections to large employment locations such as Colchester, Norwich and London;
- Lack of bus services to key employment areas, such as the Port of Felixstowe;
- Perceived accessibility on bicycle to the Town and Port of Felixstowe;
- Perceived accessibility on foot to the train station in Trimley St Mary and Felixstowe Town Centre; and
- Perceived quality of facilities (shelters/seating etc) at bus stops and train station.

5.31. The measures and initiatives proposed within this TP sought to address the identified issues and barriers to sustainable travel and have been fully supported by the Developer for the duration of the monitoring period.

6. TRAVEL ASSESSMENT

- 6.1. The Transport Assessment (2012), informed by TRICS and 2001 Census Data, provided to support the planning application, estimated residential trip rate utilising surveys of similar residential developments and averaging the hourly vehicular movements. The potential trip generation of the development is summarised in **Table 6.1**.

Table 6.1 – Potential Trip Generation of 186 residential units (2012)

Trips by Mode	Trip Purpose								Total by Mode	
	Work		Education		Shopping		Other			
	AM	PM	AM	PM	AM	PM	AM	PM	AM	PM
Walk	11	12	43	4	3	7	20	46	77	71
Cycle	9	10	2	0	0	0	1	1	12	12
Car Driver	51	58	22	2	4	14	14	31	92	105
Passenger	5	6	23	2	2	6	10	25	40	40
Rail	1	1	2	0	0	0	1	1	4	2
Local Bus	3	2	11	1	1	2	2	4	16	10
Others	10	11	4	0	0	0	1	2	15	15
Total	89	102	107	10	11	31	49	111	256	255

- 6.2. The development would have the potential to generate, without a Travel Plan, approximately 92 two-way vehicle movements during AM peak hour and 105 two-way vehicle movements during PM peak hour.
- 6.3. Further to this, the 2011 Census statistics have been used to understand the travel modes and typical work destination for existing local residents, these have been used to provide an estimate of typical travel modes that would be utilised from the development.
- 6.4. The April 2011 Census Statistics – Method to Travel of Work – Resident Population (UV39) for Felixstowe Ward, which includes Walton Gate, is summarised in **Table 6.2** below.

**Table 6.2 – Method of Travel to work – Resident Population –
2011 Census Felixstowe North Ward**

Mode of Transport	Number of commuters	Percentage	Main/Secondary Destination Preference
Work at or mainly from home	82	4.2%	N/A
Train	23	1.2%	Ipswich
Bus	38	1.9%	Ipswich/Felixstowe
Taxi or minicab	8	0.4%	Felixstowe
Driving a car or van	1229	62.6%	Felixstowe/Ipswich
Passenger in a car or van	107	5.4%	Felixstowe
Motorcycle, scooter or moped	35	1.8%	Felixstowe
Bicycle	153	7.8%	Felixstowe Town/Docks
On foot	287	14.6%	Felixstowe Town/Docks
<i>Total commuting</i>	<i>1962</i>	<i>100.0%</i>	

- 6.5. **Table 6.2** demonstrates that from the 2011 Census data, in Ward "Felixstowe North", 22.4% of the commuting was undertaken by cycling and walking (which is very high), and a further 3.1% of the commuting was undertaken by using public transport.
- 6.6. It is also apparent the majority of the residents within the ward (approximately three quarters of all single occupancy car movements shown above) commuted by private car (on their own) to a workplace within the Felixstowe/Trimley areas that are within easy walking and cycling distances. The promotion of bus travel, cycling and walking is therefore considered to be the key modes of travel for this development location. Unfortunately, the Census data does not break down further where within Felixstowe those single occupancy car users were travelling to.

Objectives

- 6.7. There are a number of objectives that the implementation of a TP intended to help fulfil. The main objectives of the residential development have been to:
- Reduce the use of single occupancy vehicles through raising awareness of alternative travel modes available – especially for those working in Felixstowe;
 - Reduce the traffic generated by the development to a lower level of car trips than would be predicted for Walton Gate without the implementation of the TP;
 - Promote healthy lifestyles and sustainable, vibrant local communities;
 - Accommodate those journeys that *need* to be made by car, such as those with mobility considerations; and
 - Assist in addressing specific problems that prevent children or older people from gaining access to key amenities.

Targets

- 6.8. Targets should be Site-specific, Measurable, Achievable, Realistic and Time-related (SMART). They may be phased year on year and can be by 'aim' type (e.g. percentage using non-car modes by....) or 'action' type (e.g. appoint a TPC by....).
- 6.9. The "aim type" TP targets are quantifiable and are given over two timescales: short-term (within one year) and long-term (within three years). The suggested key targets are based on the principle objectives of the TP and are as follows:
- Increase the mode share of residents using sustainable modes of transport by 5% within one year of the implementation of the full TP when compared to the potential trip generation, based on 2011 Census data, as identified in the Transport Assessment (**Table 6.1**) which supported the original planning application.
 - Increase the mode share of residents using sustainable modes of transport by 10% within three years of the implementation of the full TP when compared to the potential trip generation, based on 2011 Census data, as identified in the Transport Assessment (**Table 6.1**) which supported the original planning application.
 - Retain the mode share of residents using sustainable modes of transport at that seen within three years of the implementation of the full TP when compared to the potential trip generation, based on 2011 Census data, as identified in the Transport Assessment which supported the original planning application.

- 6.10. The target modal share for driving a car or van as a single occupant is to be no higher in the fifth year of monitoring than the 2011 Census Data.
- 6.11. The target modal share for public transport usage is to be equal or greater than the 2011 Census Data.
- 6.12. In terms of traffic generation, it was expected that Walton Gate could generate, without a TP, 92 vehicle movements in the AM peak hour; 105 vehicle movements in the PM peak hour. The TP could therefore reduce this level of traffic generation and the development should produce approximately 83 AM peak hour and 95 PM peak hour vehicle movements after the completion of the monitoring period.
- 6.13. Additional "aim-type" targets that are not directly related to travel mode are as follows:
- 20% return rate for postal/online surveys issued to residents.
 - 80% of postal/online survey respondents should be aware of the TP and TPC and the services that can be provided.
 - 50% of the respondents to the postal/online survey will have obtained a Personal Travel Plan provided by the TPC.
 - 10% of the dwellings of the development should have requested either their bus ticket or bicycle voucher.
- 6.14. The "action-type" TP targets are non-quantifiable targets and take the form of actions that need to be achieved by a specified date. These targets are based on implementing the measures and therefore aid in meeting the "aim-type" targets and the principal objectives of the TP.

Remedial Measures and Triggers

- 6.15. If the agreed targets were not being met after the first and third years of monitoring, the TPC analysed the situation and contacted residents by issuing a travel questionnaire to request feedback on what prevents people from using more sustainable modes of transport and in the case of Walton Gate, what would help them to avoid single occupancy vehicle trip. A questionnaire/online survey was issued to residents as part of the 2023 fourth year monitoring due to a trend in increased car trips.

7. RESIDENTIAL TRAVEL PLAN MEASURES

- 7.1. The timescale for the implementation of measures is presented in a table included within **Appendix B**. The table details when measures were put in place during the agreed monitoring period.
- 7.2. A TPC was appointed at least six months prior to any occupation of Walton Gate to manage, review and monitor the TP.

On-site Accessibility

- 7.3. It is essential to ensure that pedestrian and cycle routes are safe and accessible. The Walton Gate layout has been designed to respect the permeability for pedestrians and cyclists. The provision of public open space within Walton Gate and direct access to High Street give a good permeability through the development for pedestrians and cyclists. The routes within Walton Gate are well-lit and defined.
- 7.4. The Developer ensures that the development has provision for good internet connectivity and availability. This can aid in encouraging home deliveries and promote working from home.
- 7.5. Through direct communication channels from residents to the TPC, as well as personal site visits, any maintenance issues identified with constructed pedestrian/cyclist routes within Walton Gate were identified to the Developer or SCC (as applicable) to be rectified.

Public Transport

- 7.6. An up-to-date schedule of bus and rail services, within the surrounding area of Walton Gate, including route information and service frequencies is available to the residents of Walton Gate via the Travel Plan webpages until the end of the monitoring period (see **Marketing and Promotion** for details). The use of smartphone apps and mobile technology has been promoted so residents could access up-to-date bus timetables.
- 7.7. The TPC liaised with relevant bus operators and SCC, where appropriate, to ensure that issues raised regularly by residents were considered by the operators, so that the potential use of public transport could be maximised.
- 7.8. Residents have also been made aware of the seasonal discounts of fares that are available for buses and train services through promotional links to relevant websites.
- 7.9. Each dwelling was provided the opportunity to gain a voucher for two-months' worth of travel on the local bus services in the area to Ipswich or Felixstowe (for example) once they have completed the initial travel survey or contacted the TPC. This is promoted through a "Travel Welcome Pack" that each residential dwelling is issued upon moving into their property within 2 weeks.

Walking

- 7.10. Pedestrian routes in the vicinity of Walton Gate are adequate, linking with local amenities within Walton and Trimley St Mary. The residents have been provided information on pedestrian routes from Walton Gate to relevant local amenities within the Travel Welcome Pack. Branded merchandise was also be considered to be given out to residents to promote walking, such as travel umbrellas during promotional sustainable travel events.

Cycling

- 7.11. The travel surveys provided information about the potential to increase the number of trips made from the development by bicycle.
- 7.12. The TPC liaised with the relevant authority, as appropriate, to ensure that local cycle routes were being properly maintained, should residents provide information on issues. The residents were provided with information and advice concerning highway safety and appropriate cycle routes from Walton Gate to relevant regular destinations via Personal Travel Planning (see **Marketing and Promotion**).
- 7.13. Residents have been able to receive a two-month bus travel voucher or the equivalent value in active travel vouchers (supplied via Wiggle, though an alternative supplier, Decathlon, was used from August 2023) per household, from the Developer. It is clearly explained within the Travel Welcome Pack how the vouchers could be obtained via completing the initial travel survey.
- 7.14. Due to the pandemic, an event was unable to be held in 2020, and residents were instead offered free bicycle maintenance kits, including a puncture repair kit and basic tools. During 2022, a door-knocking event took place to encourage residents to complete the online travel survey. In addition to this, free bicycle servicing vouchers were handed out to households to a local bicycle shop.
- 7.15. Cycling related branded merchandise was also considered to be given out to residents via sustainable travel promotional events, such as a high visibility backpack rain covers, lights, among others.
- 7.16. Free adult bicycle training was also promoted via social media channels, using Suffolk Roadsafes: suffolkroadsafe.com/family-cycling-sessions.

Car Sharing

- 7.17. Car sharing represents a relatively convenient alternative form of car travel and potential exists to reduce the total private mileage of the residents.
- 7.18. The TPC has promoted the Liftshare public network (liftshare.com/uk) to provide opportunities to car share with residents from the surrounding areas. Residents have been made aware of the car share website and encouraged to make use of the information it contains from the outset.
- 7.19. Liftshare has been promoted to both residents of Walton Gate and the wider area through seasonal social media promotions, where appropriate. In April

2022, Suffolk Carshare (a private council funded scheme which was discontinued in 2024) was promoted to residents of Suffolk via a paid Facebook campaign. The advertisement reached 7,752 people and there were 123 clicks through to the car sharing website.

- 7.20. Residents have been and will continue to be made aware of the car sharing scheme via social media channels, the development's TP website and the annual newsletters until the end of the monitoring period.

Marketing and Promotion

- 7.21. The TPC provided training to the sales staff of the Developer on the aims and objectives of the TP as well as the incentives available to residents. Posters were also provided, so that sales staff were able to visually show the sustainable travel options available to them.

- 7.22. It is considered that in order to best promote a change in sustainable travel habits of new residents to an area, it is key to provide information within the first few weeks of moving in. Therefore, each new dwelling was provided with a Travel Welcome Pack within the first 2 weeks of first occupancy that directed residents to the development TP website for travel related information and contact details of the TPC. A survey of current intended travel habits was included within the Travel Welcome Packs to ascertain very early indications of travel behaviour change.

- 7.23. A travel plan website was created specifically for the development's residents via www.SmarterTravel.uk.com/waltongate which has provided links to the annual TP updates as well as a useful way to contact the TPC for general travel related queries or for Personal Travel Planning. It has also provided information set out below and further links to other useful travel related websites:

- Information on what a TP is and the benefits of the scheme;
- Local area map indicating local amenities (within Travel Welcome Pack);
- Links to social media pages and relevant news articles;
- Information on car sharing, eco-driving, travel information and community transport availability;
- Personal Travel Plan requests;
- Cycle and pedestrian route maps (Within Travel Welcome Pack);
- Details of how to obtain a two-month local bus ticket or an active travel voucher and other measures;
- Marketing for Liftshare public network;
- Marketing for public transport initiatives such as National Railcards and the Get Around for £2 bus scheme; and

- Contact details of the TPC for the resident to be able to discuss any travel related problem or to receive further information for their personalised trips.
- 7.24. The TPC has, through the use of social media, newsletters and other marketing materials for the development, promoted the use of sustainable travel and any nationally promoted travel days such as national bike week, etc.
- 7.25. It has been recommended that the TPC undertake promotional events at the following times to increase awareness of the TP. events are as follows:
- Christmas marketing to highlight website, social media and bus ticket promotion as well as Personal Travel Plans and merchandise.
 - Due to the pandemic residents were offered a free bicycle maintenance kit as an alternative to the event during 2020. A door-knocking event took place in summer 2022 to encourage residents to complete the online travel survey, additionally bicycle service vouchers were handed to residents.
 - Third year postal / online survey with prize incentive for respondents – completed.
 - General small social media promotional events to engage with residents and provide information directly on sustainable travel.

Personal Travel Planning

- 7.26. The TPC has and will continue to provide Personalised Travel Planning services to residents who request it, until the end of the monitoring period. Residents are made aware of this scheme by information provided on the website, promotional events and via marketing media issued to them. Residents can also contact directly the TPC through details given in **Section 4** of this TP.
- 7.27. Personal Travel Planning was available to all potential purchasers as part of the sales process. Leaflets were provided to sales staff of Walton Gate to hand out to potential customers to assist in possible future travel mode decisions.

8. MONITORING AND MANAGEMENT

- 8.1. A programme of monitoring and review has been designed to generate information by which the success of the scheme can be evaluated. Monitoring and review have been the responsibility of the TPC.

The Travel Plan Coordinator

- 8.2. The TPC has been identified and appointed – with the contact details set out in **Section 4**. The TP was intended to be managed for a minimum duration of five years as part of the monitoring cycle which commenced at 100th dwelling occupation. The TPC has been funded by the Developer from appointment and for the five-year monitoring period.
- 8.3. The TPC has taken responsibility for the development and management of the TP and ensures its delivery to its completion of the monitoring period. It is important that the TPC makes regular visits to Walton Gate and presents the ideals of the TP to the residents and oversees the monitoring and reporting of the TP to the Local Authority. Annual site audits were conducted by the TPC throughout the monitoring period.
- 8.4. The TPC has provided Personal Travel Planning (PTP) to residents of this development and will continue to do so until the end of the monitoring period. This service is provided on demand and available within 1-2 weeks of residents' requests.
- 8.5. The TPC has ensured that structures for the on-going management of the plan were set up and running effectively and helping to promote individual measures such as bus tickets, car sharing, etc. This was undertaken through social media / marketing material, PTP and / or via the development TP website, as appropriate.
- 8.6. TPC has liaised with school TPC's, where appropriate, to encourage walking and cycling to school. Contact was made in early 2023 but no assistance was required.
- 8.7. The TPC was responsible for setting up and the security of the residential travel database which includes the results of the travel surveys. In the interest of confidentiality, the TPC alone holds the database and is responsible for the release of the results to the Local Authority and to the residents, upon request (data should be conveyed in an accessible but secure format).

Monitoring

- 8.8. To ascertain whether the residents already intended to change their mode of travel as a result of moving to this development from another location, a short survey was provided within the Travel Welcome Pack that the resident needed to complete to obtain a two month bus pass or the equivalent in value in active travel vouchers.
- 8.9. In order to identify the travel patterns for the residential development, a baseline travel survey was undertaken at 100th dwelling occupation, and again in June 2020 when the development was fully occupied. Monitoring was then repeated at each yearly anniversary after June 2020. This allowed the TPC to analyse how and when residents travelled to and from Walton Gate when compared to the potential traffic generation as assessed in the Transport Assessment.
- 8.10. This mode split of travel was then able to be used to compare the effectiveness of the TP over the monitoring period. The data has also been used to identify what additional measures, if any, were required to further promote the TP and its objectives.
- 8.11. The results of each monitoring year were issued to SCC as part of the TP review, identifying the progress against the original objectives and targets.
- 8.12. In addition to the traffic surveys noted above, the take-up of additional TP measures has been monitored, to demonstrate the impact of the TP on the residential estate, and to understand which measures have been successful. The measures monitored are:
- The take up of PTP and response to follow up surveys;
 - The level of redemption of the free bus travel;
 - The level of redemption of the bicycle vouchers; and
 - The take up of free adult bicycle training.

Travel Survey

- 8.13. In order to identify the travel patterns of the residents of the development, a baseline multi-modal travel survey was undertaken at 100th dwelling occupation of Walton Gate as a baseline, repeated in 2020 when the site was fully occupied. Travel surveys were then repeated annually from the date of the 2020 survey.
- 8.14. Travel surveys were undertaken at a cost to the Developer and were at a similar time of the year, where possible, to provide a comparative assessment. It was ensured prior to any survey being undertaken that the following circumstances would not affect the outcomes of the surveys:
- School / public holidays;
 - Highway maintenance;

- Closures on public transport services; and / or
 - Any publicised strike action.
- 8.15. The methodology of undertaking the travel survey involved a 14-day loop counter survey at the vehicular entrance to Walton Gate (when suitable), supplemented by postal/online surveys and/or multi-modal manual surveys, if required. The determined mode split of travel could be used to compare the effectiveness of the TP over the monitoring period. The data also provided a way to identify any additional TP measures that could be introduced, to assist in reducing single occupancy car travel.
- 8.16. The postal/online surveys enabled a more direct questioning of residents' travel habits and identifying measures that could assist in changing their travel habits to more sustainable means. To maximise the potential for return of postal/online surveys, an incentive was provided for respondents, such as an active travel voucher. The result of each postal/online survey have been issued to the Local Authority via the annual TP reviews.
- 8.17. All online/postal surveys responses remain confidential. No names or addresses are passed on to any third party (such as a public transport operator) unless prior approval has been given by the respondent. The only personal information deemed necessary for the purposes of the TP are as follows:
- Name and address;
 - Age;
 - Telephone number / email address;
 - Whether they are registered disabled;
 - Number and age of any dependants; and
 - Proof of address (if claiming an incentive).
- 8.18. All survey information is kept secure by the TPC. Hard copies of any surveys that have any personal information on are kept on file in a lockable cabinet for a period of no more than two years and shall be securely destroyed thereafter. Electronic copies of surveys that hold any personal information are saved securely on the local server and the file is password protected. Electronic copies shall not be kept longer than a period of two years and shall be securely deleted thereafter.

Options for future managing the Residential Travel Plan

- 8.19. There is a choice of different structures available for the on-going management of the TP beyond the end of the formal monitoring period (five years with potential extension depending upon TP success), should demand warrant it. The five-year monitoring period is set to end in 2024.
- 8.20. The different options for ongoing management are as follows:
- Management or consultant Companies;
 - Town Council; and
 - Steering Groups, created with partnership working between the Local Authority, Developer and local representatives.
- 8.21. Whichever option is chosen, the TPC will notify the Local Authority once conclusion of the five-year monitoring period is confirmed.

9. 2019 & 2020 TRAVEL SURVEY RESULTS

- 9.1. The initial baseline manual survey of Walton Gate took place on the 18th June 2019 and was repeated on 23rd June 2020 at full occupation for the first year monitoring. It should be noted that the 2020 survey was completed during the Covid-19 pandemic, where the Government encouraged the public to not use public transport and to avoid travelling to work, where possible, and therefore results may be affected. The methodology for undertaking these manual count surveys was to record all movements in and out of the site for a 12-hour period (7am – 7pm) at the access point of the development.
- 9.2. An ATC was not used as part of the methodology during the 2019 baseline survey due to the construction circumstances of the development at the time. This was reconsidered and completed at the 2020 first-anniversary travel survey.
- 9.3. At the time of the baseline survey, approximately 100 dwellings were occupied. Full occupation had been reached by the first anniversary survey.
- 9.4. The modal split identified during the baseline and first anniversary survey is summarised and compared to the Census data below in **Table 10.1**.

Table 10.1 – Modal Split 2019 and 2020

Mode of Transport	2011 Census Felixstowe North Ward	2019 Modal Split Baseline Survey	2020 Manual Survey First Anniversary
Driver of car or van	66.8%*	73.3%*	67.9%*
Passenger in car or van	5.4%	8.7%	12.3%
On foot	14.0%	14.1%	11.3%
Bicycle	7.8%	3.9%	5.6%
*Other	6.0%	N/A	N/A

*This could include working from home, motorbike, taxi and those travelling to public transport facilities such as Park & Ride and train stations.

- 9.5. Without the use of online surveys, it is not possible to determine how many residents are using public transport, there is a possibility that those travelling by foot, bicycle or vehicle could be travelling to a public transport facility such as a bus stop, train station or Park & Ride in Ipswich, respectively.
- 9.6. It can be seen from the 2020 survey that single occupancy vehicle (SOV) use was 1.1% higher than 2011 Census Data but is 5.4% less than the baseline survey results from 2019. Despite the Government guidelines encouraging the public to not use public transport due to the recent pandemic, the percentage of SOV use has still decreased. The percentage of passengers in a car or van and cycling have both increased since 2019, by 3.6% and 1.7%, respectively. The number of people on foot decreased by 2.8% since 2019.

- 9.7. It was identified during the travel survey that the Walton Gate development is used as a location for school pick-ups and drop offs (Felixstowe School is located next to the development). Where possible, these movements were discredited from the manual survey results, however some may still reside in the survey data. This cannot be excluded from the ATC surveys.
- 9.8. **Table 10.2** highlights the two-way trip rates estimated in the original TA (for 186 dwellings) and actual trip rates identified in the baseline manual survey in 2019 (100 dwellings). Both the 2020 manual survey and the 2020 ATC are based on the development being fully occupied at 186 dwellings.

Table 10.2 – Two-Way Car Trip Generation 2019 & 2020

	Transport Assessment 2012	ATC 2019	Manual Survey 2020	ATC 2020
AM Peak Vehicle Trip Rate	0.495	0.430	0.269	0.484
PM Peak Vehicle Trip Rate	0.565	0.590	0.489	0.554

Note: ATC data is averaged over 5 weekdays.

- 9.9. In the 2019 baseline survey, vehicle trip rates were 4% higher than that what was estimated in the TA in the PM. However, AM Peak rates were 13% lower than estimated. In the 2020 manual survey, the trip rates recorded were lower than the 2019 results for both the AM and PM peak by 37.4% and 17.1%, respectively. This could be due to the recent pandemic causing an increase in working from home and therefore less trips during the peak hour as people are unlikely to travel at those times.
- 9.10. Although higher than the 2020 manual trip rate, the 2020 ATC data is lower than the transport assessment estimation for the AM and PM peaks and is likely higher than the manual count due to nearby school trips.
- 9.11. Overall, the data for 2020 shows a decrease in the trip generation when compared to the TA estimation for the development, which supports the targets of the first-year anniversary survey.
- 9.12. At the time of the 2020 survey, 11% of dwellings had requested their sustainable travel voucher (either bus tickets or alternative voucher) which meets the target. Additionally, 6% had requested a Personal Travel Plan.
- 9.13. Measures discussed in **Section 7** were highlighted and promoted to all residents of Walton Gate to encourage more sustainable modes of travel and the achievement of the targets.
- 9.14. In 2020, the postal/online survey was repeated for the first anniversary of the monitoring period. At the time of the survey, the development was fully occupied at 186 dwellings to which 15% of residents responded to the survey. Due to the COVID pandemic we were not able to engage door to door with the postal/online survey and therefore could not reach the target

response rate of 20%. This will look to be achieved again on the next postal / online survey. 15% of the respondents provided their return survey by post, the remainder being online.

- 9.15. Results of the survey indicate that the average number of cars per household is 1.9 vehicles, and 81% of respondents drive in a SOV to their most frequent destination. 58% of the respondents travel 15mins or less to their most frequent destination. Further, 58% of respondents also stated they have access to free parking at their workplace.
- 9.16. The main reason stated in the survey for these travel habits by the residents is for job requirements and convenience. 23% of respondents have also indicated that they are working at home more frequently, because of the pandemic.
- 9.17. 31% of the respondents would like to see more improved cycle routes in the area as well as in and around the development. Further 69% of the respondents also requested a free bicycle maintenance kit, including a puncture repair kit as well as other basic tools.

10. 2021 TRAVEL SURVEY RESULTS

- 10.1. Second anniversary monitoring of Walton Gate took place between 29th June 2021 and 12th July 2021 with the on-site manual count taking place on 23rd June 2021. The two-week loop counter was placed on the main entrance to Walton Gate, along Walton Hall Drive. It was not possible to remove any of the school drop off movements from the ATC results.
- 10.2. It should be noted that at the time of monitoring, England was subject to Covid-19 guidance including social distancing measures. It was expected that at this date restrictions would be lifted; however, monitoring was undertaken during a 4-week extension of some restrictions. At this time, face coverings were compulsory on public transport and social distancing was still advised.
- 10.3. The modal split identified in the 2021 manual survey can be seen in **Table 10.1**. This data shows that the modal split of SOVs is 8% lower than seen during the 2020 monitoring and 13% lower than that identified in the baseline monitoring.

Table 10.1 – Modal Split 2019, 2020 and 2021

Mode of Transport	2011 Census Felixstowe North Ward	2019 Modal Split Baseline Survey	2020 Manual Survey First Anniversary	2021 Manual Survey Second Anniversary
Driver of car or van	66.8%*	73.3%*	67.9%*	59.9%*
Passenger in car or van	5.4%	8.7%	12.3%	9.5%
On foot	14.0%	14.1%	11.3%	25.7%
Bicycle	7.8%	3.9%	5.6%	4.9%
*Other	6.0%	N/A	N/A	N/A

*This could include working from home, motorbike, taxi and those travelling to public transport facilities such as Park & Ride and train stations.

- 10.4. The targets set out in **Section 6** identify a 10% increase in mode share of residents using sustainable modes of transport at the time of the third-year anniversary (2022). The data above in **Table 10.1** identifies a 7% increase (66.8 – 59.9) in sustainable travel modes when compared to the 2011 Census Data.
- 10.5. Car sharing has seen a slight decrease since 2020 when compared to the 2021 data, however, this could be due to social distancing guidelines in place at the time of the survey.
- 10.6. **Table 10.2** highlights the two-way trip rates estimated in the original TA (for 186 dwellings) and actual trip rates identified in the baseline manual survey in 2019 (100 dwellings). Both the 2020 and 2021 ATC results are based on the development being fully occupied at 186 dwellings.

Table 10.2 – Two-Way Car Trip Generation 2021

	TA Estimation (2012)	MC 2019	MC 2020	ATC 2020	MC 2021	ATC 2021
AM Peak Vehicle Trip Rate	0.495	0.430	0.269	0.484	0.500	0.860
PM Peak Vehicle Trip Rate	0.565	0.590	0.489	0.554	0.489	0.550

NOTE: ATC data is averaged over 5 days

MC = Manual Count

ATC = AUTOMATIC TRAFFIC COUNTER

- 10.7. Currently, based upon the manual survey results, the target of a 10% reduction in TA trips is not being achieved.
- 10.8. It is important to note that the 2021 ATC data includes those using Walton Gate as a drop off area for Felixstowe School, therefore, these results will not provide a true reflection of the car movements of residents. It is also not possible to eliminate all movements relating to the school during the manual count. This is the most likely cause for slightly higher than expected AM peak movements.
- 10.9. As the development is fully occupied, initial travel incentives are no longer offered to residents. Overall, 11% of dwellings requested their sustainable travel voucher (either bus tickets or alternative voucher) which meets the target set out in **Section 6**.

11. 2022 TRAVEL SURVEY RESULTS

- 11.1.1. Third anniversary monitoring of Walton Gate took place between 7th June 2022 and 20th June 2022 with the on-site multi-modal manual count taking place on 15th June 2022. The two-week loop counter was placed on the main entrance to Walton Gate, along Walton Hall Drive. At the time of monitoring, the site was fully occupied.
- 11.1.2. The modal split identified can be seen in **Table 11.1**. This data shows that the modal split of SOV's is 18% lower than during the 2020 monitoring and 24% lower than that identified in the baseline monitoring.

Table 11.1 – Modal Split 2019, 2020, 2021 and 2022

Mode of Transport	2011 Census Felixstowe North Ward	2019 Modal Split Baseline Survey	2020 Manual Survey First Anniversary	2021 Manual Survey Second Anniversary	2022 Manual Survey Third Anniversary
Driver of car or van	66.8%*	73.3%*	67.9%*	59.9%*	56%*
Passenger in car or van	5.4%	8.7%	12.3%	9.5%	12%
On foot	14.0%	14.1%	11.3%	25.7%	22%
Bicycle	7.8%	3.9%	5.6%	4.9%	6%
*Other	6.0%	N/A	N/A	N/A	N/A

*This could include working from home, motorbike, taxi and those travelling to public transport facilities such as Park & Ride and train stations.

- 11.1.3. The targets set out in **Section 6** identify a 10% increase in mode share of residents using sustainable modes of transport at the time of the third-year anniversary (2022), which is considered to be achieved. The data above in **Table 12.1** identifies an increase in sustainable travel modes when compared to the 2011 Census Data of 10% (66.8 – 56).
- 11.1.4. Car sharing has seen a slight increase since 2021 when compared to the 2022 data, which is a positive trend.
- 11.1.5. Measures discussed in **Section 7** were highlighted and promoted to all residents of Walton Gate to encourage more sustainable modes of travel and the achievement of the targets.
- 11.1.6. Due to the location of the site, car sharing is assumed as a great option for residents to reduce the use of SOV journeys. A paid Facebook campaign had been used in April 2022 to reach 7,752 people with 123 clicks to the Liftshare website. Smarter Travel will continue to promote car sharing as a great alternative to driving in a SOV.
- 11.1.7. **Table 11.2** highlights the two-way trip rates estimated in the original TA (for 186 dwellings) and actual trip rates identified in the 2020-2022

monitoring. All the 2020, 2021 and 2022 ATC results are based on the development being fully occupied at 186 dwellings.

- 11.8. From **Table 11.2**, the AM trip rates had decreased by 25% while the PM trip rates had increased by 5% when compared to 2021. Overall, ATC data has exceeded the TA estimation. The AM trip rates determined from the manual multi-modal survey have shown a 12% reduction against that estimated in the TA. However, the PM peak vehicular trips have increased by 29%. This is an unusually high increase, however, on the day of the survey nothing could be seen that would create this high flow.
- 11.9. From a site visit undertaken in July 2022, it was noticed that a roundabout has been built at the entrance of the development site. It is possible that the increased trip rates could be accelerated by the development of the new roundabout that assists with the traffic flow.

Table 11.2 – Two-Way trip generation data 2022

	TA Estimation (2012)	MC 2019	MC 2020	ATC 2020	MC 2021	ATC 2021	MC 2022	ATC 2022
AM Peak Vehicle Trip Rate	0.495	0.430	0.269	0.484	0.500	0.860	0.435	0.642
PM Peak Vehicle Trip Rate	0.565	0.590	0.489	0.554	0.489	0.550	0.731	0.579

NOTE: ATC data is averaged over 5 days
 MC = Manual Count
 ATC = Automatic Traffic Counter

- 11.10. As the development is fully occupied, initial travel incentives are no longer offered to residents. Overall, 11% of dwellings requested their sustainable travel voucher (either bus tickets or alternative voucher) which meets the target set out in **Section 6**.
- 11.11. To supplement the manual count and ATC data, an online survey has been conducted. The purpose of the survey is to understand further the residents' travel habits, so that we could assist with their travelling further.
- 11.12. At the time of the survey, the development was fully occupied at 186 dwellings to which 15% of residents responded to the survey. Door knocking was undertaken during a weekend to encourage uptake in survey responses.
- 11.13. Results of the survey indicate that 88% of respondents drive in a single-occupancy car to their most frequent destination.
- 11.14. Results of the survey also indicated that although the cost of fuel prices are rising, 55% of the respondents do not think that it is affecting their travel habits. The main reason stated in the survey for these travel habits by the residents is for job requirements and convenience.

- 11.15. 42.3% of the respondents would like to see more improved/safer cycle and walking routes in the area as well as in and around the development. 34.6% of the respondents stated that having better public transport options would encourage them to travel more sustainably.
- 11.16. Further 30.8% of the respondents also considered car sharing regular journeys, possibly due to the increase in fuel prices. 7.7% of the respondents also stated that more help and information to find suitable car sharing options would be beneficial.
- 11.17. 32% of the respondents indicated that maps of walking and cycling routes could encourage them to make changes towards their travel habits and become more sustainable.

12. 2023 TRAVEL SURVEY RESULTS

- 12.1. The fourth anniversary of monitoring of Walton Gate took place between the 12th of June 2023 and 25th June 2023 with the on-site multi-modal manual count taking place on 14th June 2023. The two-week loop counter was placed on the main entrance to Walton Gate, along Walton Hall Drive. At the time of monitoring, the site was fully occupied.
- 12.2. **Table 12.1** shows the modal split comparison from the 2011 Census, 2022 monitoring and 2023 monitoring. The data shows that the modal split of SOVs is 7.8% lower than the census data but has shown a slight increase of 3% following the 2022 manual survey.

Table 12.1 – Modal Split Comparison, Census, 2022 and 2023

Mode of Transport	2011 Census	2022 Manual Survey	2023 Manual Survey
Driver of car or van	66.8%*	56%*	59%*
Passenger in car or van	5.4%	12%	12%
On foot	14.0%	22%	18%
Bicycle	7.8%	6%	4%
*Other	6.0%	N/A	7%

**This could include working from home, motorbike, taxi and those travelling to public transport facilities such as Park & Ride and train stations.*

- 12.3. **Table 12.1** identifies the sustained increase in sustainable travel modes and decrease in drivers of cars and vans when compared to the 2011 Census Data. However, since last years monitoring there has been a 3% increase of SOV modal share, which means the target decrease of 10% is not currently being met at only 7.8%. Although, external school trips to Felixstowe School are discounted where possible, it is still likely that some trips can be counted, thus potentially raising the SOV figures.
- 12.4. Car sharing continues to remain stable from the 2022 monitoring, doubling the census data at a 12% mode share. This is a positive trend, which we feel has potential to grow further.
- 12.5. Measures discussed in **Section 7** were highlighted and promoted to all residents of Walton Gate to encourage more sustainable modes of travel and the achievement of the targets set out in **Section 6**.
- 12.6. Due to the location of the site, car sharing is considered as a great option for residents to reduce the use of SOV journeys. This has been promoted

continuously throughout the year as a great alternative to train travel amid the ongoing strikes.

- 12.7. **Table 12.2** highlights the two-way trip rates estimated in the original TA (for 186 dwellings) and actual trip rates identified in the 2022 and 2023 ATC results, which now represents a fully occupied site at 186 dwellings.

Table 12.2 – Two-way trip generation ATC data 2023

	Transport Assessment Estimation (2012)	ATC 2022 (5 Day Average)	ATC 2023 (10 Day Average)
AM Peak Vehicle Trip Rate	0.495	0.642	0.838
PM Peak Vehicle Trip Rate	0.565	0.579	0.616

- 12.8. Both AM and PM vehicle trip rates have increased from 2022, with a larger increase in the AM. However, due to the site sharing an entrance with Felixstowe School, it's likely that the school drop offs have affected the trips, specifically within the AM peak. As for the PM, although there is still an increase, it can be assumed that compared to last year, people are likely to be returning to 'normal' office working and less working from home (WFH). This therefore affects both the AM and PM peaks.
- 12.9. It is also noted, however, that the 2023 trip rates are alike to the 2021 trip rates and therefore a trend of increasing trips is not considered.
- 12.10. To attempt to avoid the school drop off traffic in next year's monitoring, we will consider a new location for the ATC. This could be slightly further into the site with two ATCs installed either side of the public open space area to capture all development movements for the dwellings south of this point as a representative for the whole site, but can be assessed in next year's site visit, pre monitoring.
- 12.11. **Table 13.3** represents a more accurate reading of trips which had been collected via a manual survey, where most school drop off trips were discounted.

Table 13.3 – Two-Way Trips 2023

	Transport Assessment Estimation (2012)	Manual Survey Observed Trip Rates 2022	Manual Survey Observed Trip Rates 2023
AM Peak Vehicle Trip Rate	0.495	0.435	0.591
PM Peak Vehicle Trip Rate	0.565	0.731	0.699

- 12.12. The manual survey data shows a remained increase in AM vehicle trip rates but more realistic to the site due to the count method. The increase is not considered significant as it is likely that travel methods are returning to 'normal' as WFH may begin to phase out. The manual count cannot also guarantee all school drop off trips were discounted. PM trip rates represent a more accurate depiction of the site's trips.
- 12.13. Considering the above, it is likely that an additional year of monitoring beyond the five-year period would be considered as the trip generation for the site is not within the 10% reduction target and further measures would be required.
- 12.14. As the development is fully occupied, initial travel incentives are no longer offered to residents. Overall, 11% of dwellings requested their sustainable travel voucher (either bus tickets or alternative voucher) which meets the target set out in **Section 6**.
- 12.15. A postal/online survey was issued to residents as part of the 2023 monitoring due to the trend of increasing trip rates shown in the manual count and ATC data and would be a more representative sample post Covid-19. The purpose of the survey is to further understand the reasons for residents' travel habits. A total of 10 responses (5% of the site) were received and, therefore, due to the small sample size does not indicate the likely travel habits of the entire development.
- 12.16. It was indicated that 90% of the respondents travel mostly in single occupancy vehicles, 20% of which were electric vehicles, with the remaining responses including walking. The reasons for travelling this way included convenience and no suitable alternatives. 20% of the responses indicated that they would consider car sharing as an alternative to driving alone and therefore became a focus for next year's monitoring.
- 12.17. 30% of the respondents were aware of the TP with 10% of residents requesting a PTP, which does not reach the targets of 80% and 50% respectively set out in **Section 6**.

13. 2024 TRAVEL SURVEY RESULTS

- 13.1. The fifth anniversary of monitoring of Walton Gate took place between Wednesday 19th June – Tuesday 2nd July 2024 and the on-site manual count took place on Tuesday 2nd July 2024 between 7am-7pm. At the time of monitoring, all 186 dwellings were occupied, however, due to previous influences from the Felixstowe School drop-off and pick-up periods, the ATCs were set back in the development to try and exclude school movements, which also excluded 23 dwellings from the dataset.
- 13.2. **Table 13.1** shows the modal split comparison from the 2011 Census, 2023 and 2024 monitoring.

Table 13.1 – Modal Split Comparison 2024

Mode of Transport	2011 Census	2023 Manual Survey	2024 Manual Survey
Driver of car or van	67%	59%	60%
Passenger in car or van	5%	12%	10%
On foot	14%	18%	19%
Bicycle	8%	4%	6%
*Other	6%	7%	5%
Total Commuting	100%	100%	100%

*This could include working from home, motorbike, taxi and those travelling to public transport facilities such as Park & Ride and train stations.

- 13.3. The modal split shown in **Table 13.1** above highlights a very small rise in driving alone since 2023, but remained below the 2011 Census data. Similar findings were identified for bicycle, a small rise since 2023 which is positive to see, remaining higher than the 2011 Census. Car / van sharing has seen a small decline since last years' monitoring but is still double that of the Census. Bicycle usage is has seen an increase since last year but is below the 2011 Census figure. Comparatively, a small decline in other modes, including, but not limited to taxis and LGVs, have seen a decline and are now lower than that observed in the 2011 Census.
- 13.4. Overall, the principle target of 10% modal shift in favour of sustainable modes has been achieved. When compared to the 2011 Census data, driving alone has seen a 10% decrease, in favour of car / van sharing (100% increase) and walking (36% increase).
- 13.5. **Table 13.3** below details the two-way trip rates observed in the 2023 and 2024 monitoring years, in comparison to the TA estimate from 2012.

Table 13.2 – Two-Way Trip Rates 2024

	Transport Assessment Estimation (2012)	ATC 2023 (10 Day Average)	ATC 2024 (10 Day Average)
AM Peak Vehicle Trip Rate	0.495	0.838	0.815
PM Peak Vehicle Trip Rate	0.565	0.616	0.596

- 13.6. **Table 13.2** highlights a small decline in AM Peak trip rates since 2023, but remains significantly higher than the TA estimate. Similarly, the PM Peak trip rate has seen a decline since 2023 but remains higher than the TA estimate.
- 13.7. A copy of the ATC and Manual Count datasets from 2024 monitoring can be found in **Appendix C** and **Appendix D**, respectively.

Residential Travel Survey 2024

- 13.8. The quantitative data collection was supplemented by a postal / online Travel Survey to understand residents' travel behaviours and obtain feedback regarding local infrastructure. Postal invitations were distributed to all 186 occupied dwellings and reminders were dispatched 2-weeks after, to encourage uptake. The survey included a prize draw with 3 prizes; a £100 Decathlon store voucher, a Fitbit Inspire 3 and a £25 shopping voucher.
- 13.9. Overall, the survey received 13 responses, resulting in a 7% response rate which did not achieve the 20% target set out in **Section 6**.
- 13.10. 23% of respondents claimed a Personal Travel Plan, thereby not achieving the 50% target set out in **Section 6**. However, these claims contribute to the overall PTP claims throughout the monitoring period.
- 13.11. Driving alone in a car / van was the main mode of travel used by 69% residents, for an average 2 days per week, followed by 54% of residents walking for an average of 2 days per week. Cycling (46%) and bus (23%) were used an average 1 day per week.
- 13.12. Respondents were asked which alternative mode of travel they would use if their main mode was unavailable, to which 39% stated they would cycle and 23% stated they would walk.
- 13.13. When asked whether they would consider car sharing regularly, 31% stated that they would not consider it due to family / child commitments (i.e. school run), 23% stated they prefer to walk / cycle and 15% prefer public transport. Comparatively, 30% stated they would consider car sharing if they could find

someone to share with, of which 50% would like to share with someone on the same shift patterns.

- 13.14. When asking participants what their barriers might be to travelling more sustainably, 31% of respondents believe they have no other options than travelling the way they currently do, 23% stated that the bus times don't suit their needs and 15% argued that it is not possible to walk / cycle to their regular destinations because they are too far away.
- 13.15. Respondents were asked whether the cost-of-living crisis has impacted the their daily life and travel arrangements, to which 54% stated there had been no impact, compared to 39% who argued that there had been an impact, such as *"Yes, I use public transportation more often as car parking changes near my place of work are expensive"* and *"Travel by car train too expensive and gets cancelled not reliable"*.
- 13.16. 62% of respondents stated they had not read the Travel Information Pack, 31% stated that they had read it but did not find it useful, compared to 8% who did find it useful.
- 13.17. Participants were asked for additional comments or feedback, to which the following statements were provided: *"Better bus service to the dock"* and *"I would consider using the bus as an alternative to the car , but it is too far for me to walk to my nearest bus stop due to mobility issues"*.
- 13.18. A copy of the 2024 Travel Survey responses can be found in **Appendix E**.

Annual Site Audit

- 13.19. During the monitoring period, an annual inspection was made prior to each survey by the TPC to review the condition of footways and cycleways both on- and off-site, condition of local bus shelters and public transport provision, and to identify any maintenance issues that could be detrimental to the promotion of sustainable travel. Any maintenance issues seen were then reported in the annual TP reviews, which were then submitted to the council for review.

On-Site

- 13.20. As of the latest site audit in March 2024, there were no issues on-site to report.
- 13.21. The TPC was made aware that during school pick-up and drop off peaks, people used Walton Hall Drive and Bloomfield Road to park and as a turning space, which needed to be considered for the 2024 on-site monitoring, to prevent the collection of anomalous data.

Off-Site

- 13.22. As of the latest site audit in March 2024, there were no issues to report off-site.

13.23. **Table 13.3** below outlines the TPC actions completed in the 2023-2024 period and those measures to be carried out for the remainder of the monitoring period, which is set to conclude in 2024.

Table 13.3 -TPC Action Plan



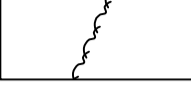


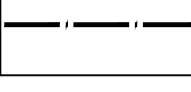
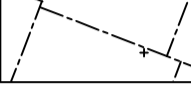

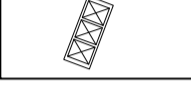


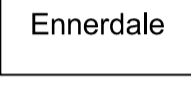
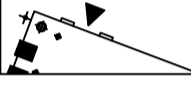


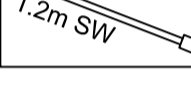
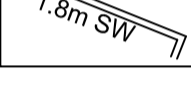





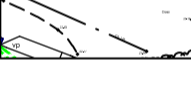


Measure	Action	Timescales
Travel Plan Newsletters	An annual update to all households on relevant travel information and news. Information also includes reminders of the travel incentives available.	Autumn 2024.
Walton Gate Travel Plan webpages & social media	The Walton Gate Travel Plan website pages and social media channels (i.e. Facebook and Instagram) regularly reviewed and updated with useful information.	Ongoing (as required)
Personal Travel Planning	Personal Travel Plans offered again to all residents of Walton Gate.	On-going throughout monitoring period.
Car Sharing promotion	Promote car sharing to the wider Felixstowe area through paid Facebook campaigns.	Seasonally (as appropriate)
Travel survey	A 12-hour manual count of all movements in and out of the development. Supplemented by a postal/online travel survey of resident's travel habits, if required.	Completed in Summer 2024.
Walk to School promotion	The health benefits of walking to school promoted to residents of Walton Gate and the wider area through Facebook to help lower the AM peak movements.	Completed in September 2024.

Appendices

Appendix A



LEGEND

-  Trees to be removed shown dashed
-  Trees to be retained shown shaded
-  Hedgerow to be retained
-  Existing water main to be diverted
-  Proposed route of diverted water main with 3m easement shown shaded
-  Acoustic fence to Western and Southern boundaries
Refer to 24 Acoustics Noise Impact assessment R6203-1 Rev 0
-  Fencing within plot boundaries
-  450mm high knee rail
-  Bin storage
-  Bin collection point
-  Cycle storage shed 1.8m x 1.2m
-  Ennerdale House type name
-  Front door position
-  Rear door position
-  Opp / As Denotes plot handing
-  1200mm screen wall with brick pier
-  1800mm brick screen wall
-  Tarmac road
-  Tarmac footpath
-  Block paving
-  Soft landscaping
-  Traffic calming/ crossing
-  Surface water attenuation swales.
Refer to Richard Jackson PLC drawings
-  Red line planning application boundary
-  L.A.P - Refer to Pegasus landscape drawings: ref BIR 5354 01 - 04



Disclaimer
 Images and data used are intended for illustrative purposes only and should be treated as general guidelines only.
 The layout including landscaping arrangements, location of buildings, community buildings, play areas and other facilities may change to reflect changes in the planning permission to the development. Please refer to your contract to obtain a list of the planning conditions relating to the development.
 The details and landscaping are not intended to form part of any contract or warranty unless specifically incorporated in writing into the contract.
 The name of the development is a registered trademark and the registered parcel address which may be determined by The Planning Office.

Rev	Description	Date	Drawn	Chk'd

BCW Eastern Counties
 7 Springfield Lyons Approach
 Springfield
 Chelmsford
 Essex
 CM2 5EY
 T: 01245 232220

Project
H7359
 High Street, Felixstowe
 Suffolk

0 5 10 15 20 25
 Drawing Title
PL101 - Proposed Site Plan
 Scale
 1:500 @ A0
 Date
 21/10/2016
 Drawn By
 PRT



Appendix B

Appendix B – Travel Plan Measures Action Plan

Please note: any 'Ongoing' measures will be continued until the end of monitoring period, set to end in 2024.

Measure	Action	Impact	Cost	Timescales
Car Sharing	Promote the car sharing websites to residents via relevant marketing channels (Facebook, Instagram, travel website pages)	Medium	Low	Ongoing.
Personal Travel Planning	Provide information to residents on how to obtain a Personal Travel Plan and benefits that can be received.	High	Medium	Ongoing.
Promotion and Awareness of Travel Plan	Facilitation of Travel Plan promotion and marketing throughout the year.	Medium	Low – Medium	Ongoing.
Travel website page and Social Media	Maintain and regularly update the website and social media with appropriate Travel Plan information.	Medium	Medium	Ongoing.
Travel Plan Coordinator (TPC)	Appoint TPC to promote, manage and monitor the Travel Plan and associated measures	High	High	Completed.
Update and finalise Interim Travel Plan	Upon appointment of TPC, update the Travel Plan on the plan of action for the forthcoming monitoring period. Submit to ESC for approval.	Medium	Low	Completed.
Travel Welcome Packs	Create Travel Welcome Packs for residents and issue within two weeks of occupation. Provide online version for future residents.	High	Medium	Completed.
Active Travel Voucher	Coordinate the use of a £180 Wiggle voucher to their online store to assist resident's travelling habits (Value correct as of August 2023).	Medium	Medium	Completed.
Bus Vouchers	Work with local bus operators to provide 8 x one-week tickets for travel on local bus services in the area.	Medium	Low	Completed.
Barratt Homes on-site sales staff training and promotional posters	Provide TP training to sales staff and provide posters for promotion of travel options to potential residents.	Low	Low	Completed.
Travel Survey	Travel surveys	N/A	Low	Completed.
	Undertake online / postal surveys of residents.	Low	Medium	Completed.

Measure	Action	Impact	Cost	Timescales
Monitoring and Review	Update Travel Plan and keep residents and SCC informed of the outcomes of the Travel Plan against the targets.	Medium	Medium	Completed.
Local Primary School Promotion	TPC to contact the local Primary School TPC to collaborate on promotion of walking and cycling to school.	Medium	Low	Completed (2023).
TP Promotional Event/ Bicycle servicing voucher	Undertake promotional TP event to promote Personal Travel Planning and bicycle surgery. Free promotional material to be provided. Likely to be replaced with a Bicycle servicing voucher.	Medium	Medium	Completed (2022).

Appendix C

13513		FELIXSTOWE								
		JUNE 2024			Posted Speed					
Site	Location	Direction	Start Date	End Date	Limit (PSL)	Total Vehicles	5 Day Ave.	7 Day Ave.	85%ile Speed	Mean Speed
Site No: 13513002	Site 2 - Bloomfield Rd, Felixstowe (l/c opp #7) 51.973431, 1.330119	Channel: Eastbound	Wed 19-Jun-24	Tue 02-Jul-24	20	3553	270	254	21.0	17.3
		Channel: Westbound	Wed 19-Jun-24	Tue 02-Jul-24		3059	229	219	21.3	17.5

13513		FELIXSTOWE				Site No: 13513002	Location Site 2 - Bloomfield Rd, Felixstowe (l/c opp #7)								
Wed 19-Jun-24 to Tue 02-Jul-24						Channel: Eastbound									
TIME PERIOD	TOTAL VEHICLES	MOTOR-CYCLES	CARS OR CAR-BASED LGV	LIGHT GOODS VEHICLES	BUSES	TWO AXLE, SIX TYRE, RIGID/ BUSES	THREE AXLE RIGID	FOUR OR MORE AXLE RIGID	FOUR OR LESS AXLE ARTIC	FIVE AXLE ARTIC	SIX OR MORE AXLE ARTIC	FIVE OR LESS AXLE MULTI-TRAILER ARTIC	SIX AXLE MULTI-TRAILER ARTIC	SEVEN OR MORE AXLE ARTIC	
Wed 19-Jun-24															
00:00	0	0	0	0	0	0	0	0	0	0	0	0	0	0	
01:00	0	0	0	0	0	0	0	0	0	0	0	0	0	0	
02:00	0	0	0	0	0	0	0	0	0	0	0	0	0	0	
03:00	0	0	0	0	0	0	0	0	0	0	0	0	0	0	
04:00	1	0	1	0	0	0	0	0	0	0	0	0	0	0	
05:00	6	0	6	0	0	0	0	0	0	0	0	0	0	0	
06:00	15	0	15	0	0	0	0	0	0	0	0	0	0	0	
07:00	22	1	20	1	0	0	0	0	0	0	0	0	0	0	
08:00	43	1	41	1	0	0	0	0	0	0	0	0	0	0	
09:00	12	0	11	1	0	0	0	0	0	0	0	0	0	0	
10:00	11	0	11	0	0	0	0	0	0	0	0	0	0	0	
11:00	9	1	8	0	0	0	0	0	0	0	0	0	0	0	
12:00	11	0	11	0	0	0	0	0	0	0	0	0	0	0	
13:00	17	0	15	2	0	0	0	0	0	0	0	0	0	0	
14:00	7	0	7	0	0	0	0	0	0	0	0	0	0	0	
15:00	14	0	14	0	0	0	0	0	0	0	0	0	0	0	
16:00	16	0	16	0	0	0	0	0	0	0	0	0	0	0	
17:00	28	3	23	2	0	0	0	0	0	0	0	0	0	0	
18:00	11	0	11	0	0	0	0	0	0	0	0	0	0	0	
19:00	17	0	17	0	0	0	0	0	0	0	0	0	0	0	
20:00	7	0	7	0	0	0	0	0	0	0	0	0	0	0	
21:00	5	2	2	1	0	0	0	0	0	0	0	0	0	0	
22:00	4	0	4	0	0	0	0	0	0	0	0	0	0	0	
23:00	1	0	1	0	0	0	0	0	0	0	0	0	0	0	
12H,7-19	201	6	188	7	0	0	0	0	0	0	0	0	0	0	
16H,6-22	245	8	229	8	0	0	0	0	0	0	0	0	0	0	
18H,6-24	250	8	234	8	0	0	0	0	0	0	0	0	0	0	
24H,0-24	257	8	241	8	0	0	0	0	0	0	0	0	0	0	

13513		FELIXSTOWE				Site No: 13513002	Location Site 2 - Bloomfield Rd, Felixstowe (l/c opp #7)								
Wed 19-Jun-24 to Tue 02-Jul-24						Channel: Eastbound									
TIME PERIOD	TOTAL VEHICLES	MOTOR-CYCLES	CARS OR CAR-BASED LGV	LIGHT GOODS VEHICLES	BUSES	TWO AXLE, SIX TYRE, RIGID/ BUSES	THREE AXLE RIGID	FOUR OR MORE AXLE RIGID	FOUR OR LESS AXLE ARTIC	FIVE AXLE ARTIC	SIX OR MORE AXLE ARTIC	FIVE OR LESS AXLE MULTI-TRAILER ARTIC	SIX AXLE MULTI-TRAILER ARTIC	SEVEN OR MORE AXLE ARTIC	
Thu 20-Jun-24															
00:00	0	0	0	0	0	0	0	0	0	0	0	0	0	0	
01:00	0	0	0	0	0	0	0	0	0	0	0	0	0	0	
02:00	1	0	1	0	0	0	0	0	0	0	0	0	0	0	
03:00	0	0	0	0	0	0	0	0	0	0	0	0	0	0	
04:00	1	0	1	0	0	0	0	0	0	0	0	0	0	0	
05:00	7	0	7	0	0	0	0	0	0	0	0	0	0	0	
06:00	11	0	11	0	0	0	0	0	0	0	0	0	0	0	
07:00	24	0	22	2	0	0	0	0	0	0	0	0	0	0	
08:00	37	0	35	2	0	0	0	0	0	0	0	0	0	0	
09:00	14	1	12	1	0	0	0	0	0	0	0	0	0	0	
10:00	13	0	13	0	0	0	0	0	0	0	0	0	0	0	
11:00	14	0	11	3	0	0	0	0	0	0	0	0	0	0	
12:00	18	1	17	0	0	0	0	0	0	0	0	0	0	0	
13:00	11	0	10	0	0	0	1	0	0	0	0	0	0	0	
14:00	15	0	15	0	0	0	0	0	0	0	0	0	0	0	
15:00	23	0	22	1	0	0	0	0	0	0	0	0	0	0	
16:00	17	0	17	0	0	0	0	0	0	0	0	0	0	0	
17:00	18	0	17	1	0	0	0	0	0	0	0	0	0	0	
18:00	10	0	10	0	0	0	0	0	0	0	0	0	0	0	
19:00	14	0	13	1	0	0	0	0	0	0	0	0	0	0	
20:00	9	0	9	0	0	0	0	0	0	0	0	0	0	0	
21:00	11	1	10	0	0	0	0	0	0	0	0	0	0	0	
22:00	3	0	3	0	0	0	0	0	0	0	0	0	0	0	
23:00	0	0	0	0	0	0	0	0	0	0	0	0	0	0	
12H,7-19	214	2	201	10	0	0	1	0	0	0	0	0	0	0	
16H,6-22	259	3	244	11	0	0	1	0	0	0	0	0	0	0	
18H,6-24	262	3	247	11	0	0	1	0	0	0	0	0	0	0	
24H,0-24	271	3	256	11	0	0	1	0	0	0	0	0	0	0	

13513		FELIXSTOWE				Site No: 13513002	Location Site 2 - Bloomfield Rd, Felixstowe (l/c opp #7)								
Wed 19-Jun-24 to Tue 02-Jul-24						Channel: Eastbound									
TIME PERIOD	TOTAL VEHICLES	MOTOR-CYCLES	CARS OR CAR-BASED LGV	LIGHT GOODS VEHICLES	BUSES	TWO AXLE, SIX TYRE, RIGID/ BUSES	THREE AXLE RIGID	FOUR OR MORE AXLE RIGID	FOUR OR LESS AXLE ARTIC	FIVE AXLE ARTIC	SIX OR MORE AXLE ARTIC	FIVE OR LESS AXLE MULTI-TRAILER ARTIC	SIX AXLE MULTI-TRAILER ARTIC	SEVEN OR MORE AXLE ARTIC	
Fri 21-Jun-24															
00:00	0	0	0	0	0	0	0	0	0	0	0	0	0	0	
01:00	0	0	0	0	0	0	0	0	0	0	0	0	0	0	
02:00	1	0	1	0	0	0	0	0	0	0	0	0	0	0	
03:00	1	0	1	0	0	0	0	0	0	0	0	0	0	0	
04:00	2	0	2	0	0	0	0	0	0	0	0	0	0	0	
05:00	5	0	5	0	0	0	0	0	0	0	0	0	0	0	
06:00	11	0	11	0	0	0	0	0	0	0	0	0	0	0	
07:00	30	0	28	1	0	1	0	0	0	0	0	0	0	0	
08:00	37	0	36	0	0	0	1	0	0	0	0	0	0	0	
09:00	9	0	8	1	0	0	0	0	0	0	0	0	0	0	
10:00	14	0	13	1	0	0	0	0	0	0	0	0	0	0	
11:00	11	0	10	1	0	0	0	0	0	0	0	0	0	0	
12:00	12	0	12	0	0	0	0	0	0	0	0	0	0	0	
13:00	14	2	11	1	0	0	0	0	0	0	0	0	0	0	
14:00	21	0	21	0	0	0	0	0	0	0	0	0	0	0	
15:00	23	0	23	0	0	0	0	0	0	0	0	0	0	0	
16:00	18	0	17	0	0	0	1	0	0	0	0	0	0	0	
17:00	23	1	22	0	0	0	0	0	0	0	0	0	0	0	
18:00	24	0	24	0	0	0	0	0	0	0	0	0	0	0	
19:00	18	0	18	0	0	0	0	0	0	0	0	0	0	0	
20:00	10	0	10	0	0	0	0	0	0	0	0	0	0	0	
21:00	6	0	6	0	0	0	0	0	0	0	0	0	0	0	
22:00	5	0	5	0	0	0	0	0	0	0	0	0	0	0	
23:00	1	0	1	0	0	0	0	0	0	0	0	0	0	0	
12H,7-19	236	3	225	5	0	1	2	0	0	0	0	0	0	0	
16H,6-22	281	3	270	5	0	1	2	0	0	0	0	0	0	0	
18H,6-24	287	3	276	5	0	1	2	0	0	0	0	0	0	0	
24H,0-24	296	3	285	5	0	1	2	0	0	0	0	0	0	0	

13513		FELIXSTOWE				Site No: 13513002	Location Site 2 - Bloomfield Rd, Felixstowe (l/c opp #7)								
Wed 19-Jun-24 to Tue 02-Jul-24						Channel: Eastbound									
TIME PERIOD	TOTAL VEHICLES	MOTOR-CYCLES	CARS OR CAR-BASED LGV	LIGHT GOODS VEHICLES	BUSES	TWO AXLE, SIX TYRE, RIGID/ BUSES	THREE AXLE RIGID	FOUR OR MORE AXLE RIGID	FOUR OR LESS AXLE ARTIC	FIVE AXLE ARTIC	SIX OR MORE AXLE ARTIC	FIVE OR LESS AXLE MULTI-TRAILER ARTIC	SIX AXLE MULTI-TRAILER ARTIC	SEVEN OR MORE AXLE ARTIC	
Sat 22-Jun-24															
00:00	2	0	2	0	0	0	0	0	0	0	0	0	0	0	
01:00	0	0	0	0	0	0	0	0	0	0	0	0	0	0	
02:00	1	0	1	0	0	0	0	0	0	0	0	0	0	0	
03:00	0	0	0	0	0	0	0	0	0	0	0	0	0	0	
04:00	0	0	0	0	0	0	0	0	0	0	0	0	0	0	
05:00	2	0	2	0	0	0	0	0	0	0	0	0	0	0	
06:00	3	0	2	1	0	0	0	0	0	0	0	0	0	0	
07:00	11	0	11	0	0	0	0	0	0	0	0	0	0	0	
08:00	9	0	9	0	0	0	0	0	0	0	0	0	0	0	
09:00	16	0	16	0	0	0	0	0	0	0	0	0	0	0	
10:00	20	1	19	0	0	0	0	0	0	0	0	0	0	0	
11:00	18	1	17	0	0	0	0	0	0	0	0	0	0	0	
12:00	26	1	24	1	0	0	0	0	0	0	0	0	0	0	
13:00	16	1	15	0	0	0	0	0	0	0	0	0	0	0	
14:00	10	0	10	0	0	0	0	0	0	0	0	0	0	0	
15:00	8	0	7	1	0	0	0	0	0	0	0	0	0	0	
16:00	15	0	14	1	0	0	0	0	0	0	0	0	0	0	
17:00	24	1	23	0	0	0	0	0	0	0	0	0	0	0	
18:00	10	0	9	0	0	0	0	0	1	0	0	0	0	0	
19:00	9	0	9	0	0	0	0	0	0	0	0	0	0	0	
20:00	7	1	5	0	0	0	0	0	1	0	0	0	0	0	
21:00	8	1	6	0	0	0	1	0	0	0	0	0	0	0	
22:00	3	1	2	0	0	0	0	0	0	0	0	0	0	0	
23:00	6	0	6	0	0	0	0	0	0	0	0	0	0	0	
12H,7-19	183	5	174	3	0	0	0	0	1	0	0	0	0	0	
16H,6-22	210	7	196	4	0	0	1	0	2	0	0	0	0	0	
18H,6-24	219	8	204	4	0	0	1	0	2	0	0	0	0	0	
24H,0-24	224	8	209	4	0	0	1	0	2	0	0	0	0	0	

13513		FELIXSTOWE				Site No: 13513002	Location Site 2 - Bloomfield Rd, Felixstowe (l/c opp #7)								
Wed 19-Jun-24 to Tue 02-Jul-24						Channel: Eastbound									
TIME PERIOD	TOTAL VEHICLES	MOTOR-CYCLES	CARS OR CAR-BASED LGV	LIGHT GOODS VEHICLES	BUSES	TWO AXLE, SIX TYRE, RIGID/ BUSES	THREE AXLE RIGID	FOUR OR MORE AXLE RIGID	FOUR OR LESS AXLE ARTIC	FIVE AXLE ARTIC	SIX OR MORE AXLE ARTIC	FIVE OR LESS AXLE MULTI-TRAILER ARTIC	SIX AXLE MULTI-TRAILER ARTIC	SEVEN OR MORE AXLE ARTIC	
Sun 23-Jun-24															
00:00	1	0	1	0	0	0	0	0	0	0	0	0	0	0	
01:00	0	0	0	0	0	0	0	0	0	0	0	0	0	0	
02:00	0	0	0	0	0	0	0	0	0	0	0	0	0	0	
03:00	0	0	0	0	0	0	0	0	0	0	0	0	0	0	
04:00	0	0	0	0	0	0	0	0	0	0	0	0	0	0	
05:00	4	0	4	0	0	0	0	0	0	0	0	0	0	0	
06:00	3	0	3	0	0	0	0	0	0	0	0	0	0	0	
07:00	5	0	5	0	0	0	0	0	0	0	0	0	0	0	
08:00	9	0	9	0	0	0	0	0	0	0	0	0	0	0	
09:00	17	0	17	0	0	0	0	0	0	0	0	0	0	0	
10:00	19	0	19	0	0	0	0	0	0	0	0	0	0	0	
11:00	15	0	14	1	0	0	0	0	0	0	0	0	0	0	
12:00	22	0	22	0	0	0	0	0	0	0	0	0	0	0	
13:00	13	2	11	0	0	0	0	0	0	0	0	0	0	0	
14:00	11	0	11	0	0	0	0	0	0	0	0	0	0	0	
15:00	24	2	21	1	0	0	0	0	0	0	0	0	0	0	
16:00	14	0	14	0	0	0	0	0	0	0	0	0	0	0	
17:00	9	1	8	0	0	0	0	0	0	0	0	0	0	0	
18:00	15	0	14	1	0	0	0	0	0	0	0	0	0	0	
19:00	8	0	8	0	0	0	0	0	0	0	0	0	0	0	
20:00	7	0	7	0	0	0	0	0	0	0	0	0	0	0	
21:00	4	0	4	0	0	0	0	0	0	0	0	0	0	0	
22:00	3	0	3	0	0	0	0	0	0	0	0	0	0	0	
23:00	0	0	0	0	0	0	0	0	0	0	0	0	0	0	
12H,7-19	173	5	165	3	0	0	0	0	0	0	0	0	0	0	
16H,6-22	195	5	187	3	0	0	0	0	0	0	0	0	0	0	
18H,6-24	198	5	190	3	0	0	0	0	0	0	0	0	0	0	
24H,0-24	203	5	195	3	0	0	0	0	0	0	0	0	0	0	

13513		FELIXSTOWE				Site No: 13513002	Location Site 2 - Bloomfield Rd, Felixstowe (l/c opp #7)								
Wed 19-Jun-24 to Tue 02-Jul-24						Channel: Eastbound									
TIME PERIOD	TOTAL VEHICLES	MOTOR-CYCLES	CARS OR CAR-BASED LGV	LIGHT GOODS VEHICLES	BUSES	TWO AXLE, SIX TYRE, RIGID/ BUSES	THREE AXLE RIGID	FOUR OR MORE AXLE RIGID	FOUR OR LESS AXLE ARTIC	FIVE AXLE ARTIC	SIX OR MORE AXLE ARTIC	FIVE OR LESS AXLE MULTI-TRAILER ARTIC	SIX AXLE MULTI-TRAILER ARTIC	SEVEN OR MORE AXLE ARTIC	
Mon 24-Jun-24															
00:00	0	0	0	0	0	0	0	0	0	0	0	0	0	0	
01:00	0	0	0	0	0	0	0	0	0	0	0	0	0	0	
02:00	0	0	0	0	0	0	0	0	0	0	0	0	0	0	
03:00	1	0	1	0	0	0	0	0	0	0	0	0	0	0	
04:00	1	0	1	0	0	0	0	0	0	0	0	0	0	0	
05:00	3	0	3	0	0	0	0	0	0	0	0	0	0	0	
06:00	12	0	12	0	0	0	0	0	0	0	0	0	0	0	
07:00	28	0	28	0	0	0	0	0	0	0	0	0	0	0	
08:00	36	0	33	3	0	0	0	0	0	0	0	0	0	0	
09:00	10	0	10	0	0	0	0	0	0	0	0	0	0	0	
10:00	14	1	13	0	0	0	0	0	0	0	0	0	0	0	
11:00	13	0	12	1	0	0	0	0	0	0	0	0	0	0	
12:00	22	0	19	3	0	0	0	0	0	0	0	0	0	0	
13:00	13	0	12	1	0	0	0	0	0	0	0	0	0	0	
14:00	6	0	6	0	0	0	0	0	0	0	0	0	0	0	
15:00	14	0	14	0	0	0	0	0	0	0	0	0	0	0	
16:00	12	0	11	1	0	0	0	0	0	0	0	0	0	0	
17:00	14	1	13	0	0	0	0	0	0	0	0	0	0	0	
18:00	20	2	18	0	0	0	0	0	0	0	0	0	0	0	
19:00	18	1	16	1	0	0	0	0	0	0	0	0	0	0	
20:00	10	0	10	0	0	0	0	0	0	0	0	0	0	0	
21:00	3	0	3	0	0	0	0	0	0	0	0	0	0	0	
22:00	3	0	3	0	0	0	0	0	0	0	0	0	0	0	
23:00	0	0	0	0	0	0	0	0	0	0	0	0	0	0	
12H,7-19	202	4	189	9	0	0	0	0	0	0	0	0	0	0	
16H,6-22	245	5	230	10	0	0	0	0	0	0	0	0	0	0	
18H,6-24	248	5	233	10	0	0	0	0	0	0	0	0	0	0	
24H,0-24	253	5	238	10	0	0	0	0	0	0	0	0	0	0	

13513		FELIXSTOWE				Site No: 13513002	Location Site 2 - Bloomfield Rd, Felixstowe (l/c opp #7)								
Wed 19-Jun-24 to Tue 02-Jul-24						Channel: Eastbound									
TIME PERIOD	TOTAL VEHICLES	MOTOR-CYCLES	CARS OR CAR-BASED LGV	LIGHT GOODS VEHICLES	BUSES	TWO AXLE, SIX TYRE, RIGID/ BUSES	THREE AXLE RIGID	FOUR OR MORE AXLE RIGID	FOUR OR LESS AXLE ARTIC	FIVE AXLE ARTIC	SIX OR MORE AXLE ARTIC	FIVE OR LESS AXLE MULTI-TRAILER ARTIC	SIX AXLE MULTI-TRAILER ARTIC	SEVEN OR MORE AXLE ARTIC	
Tue 25-Jun-24															
00:00	0	0	0	0	0	0	0	0	0	0	0	0	0	0	
01:00	0	0	0	0	0	0	0	0	0	0	0	0	0	0	
02:00	0	0	0	0	0	0	0	0	0	0	0	0	0	0	
03:00	1	0	1	0	0	0	0	0	0	0	0	0	0	0	
04:00	2	0	2	0	0	0	0	0	0	0	0	0	0	0	
05:00	2	0	2	0	0	0	0	0	0	0	0	0	0	0	
06:00	12	0	12	0	0	0	0	0	0	0	0	0	0	0	
07:00	32	0	32	0	0	0	0	0	0	0	0	0	0	0	
08:00	43	0	40	3	0	0	0	0	0	0	0	0	0	0	
09:00	19	0	18	1	0	0	0	0	0	0	0	0	0	0	
10:00	12	0	10	2	0	0	0	0	0	0	0	0	0	0	
11:00	12	1	10	1	0	0	0	0	0	0	0	0	0	0	
12:00	15	1	14	0	0	0	0	0	0	0	0	0	0	0	
13:00	14	0	14	0	0	0	0	0	0	0	0	0	0	0	
14:00	16	0	15	1	0	0	0	0	0	0	0	0	0	0	
15:00	22	0	22	0	0	0	0	0	0	0	0	0	0	0	
16:00	18	1	15	2	0	0	0	0	0	0	0	0	0	0	
17:00	23	0	22	1	0	0	0	0	0	0	0	0	0	0	
18:00	17	0	16	1	0	0	0	0	0	0	0	0	0	0	
19:00	13	0	13	0	0	0	0	0	0	0	0	0	0	0	
20:00	7	2	5	0	0	0	0	0	0	0	0	0	0	0	
21:00	3	0	3	0	0	0	0	0	0	0	0	0	0	0	
22:00	4	0	4	0	0	0	0	0	0	0	0	0	0	0	
23:00	0	0	0	0	0	0	0	0	0	0	0	0	0	0	
12H,7-19	243	3	228	12	0	0	0	0	0	0	0	0	0	0	
16H,6-22	278	5	261	12	0	0	0	0	0	0	0	0	0	0	
18H,6-24	282	5	265	12	0	0	0	0	0	0	0	0	0	0	
24H,0-24	287	5	270	12	0	0	0	0	0	0	0	0	0	0	

13513		FELIXSTOWE				Site No: 13513002	Location Site 2 - Bloomfield Rd, Felixstowe (l/c opp #7)								
Wed 19-Jun-24 to Tue 02-Jul-24						Channel: Eastbound									
TIME PERIOD	TOTAL VEHICLES	MOTOR-CYCLES	CARS OR CAR-BASED LGV	LIGHT GOODS VEHICLES	BUSES	TWO AXLE, SIX TYRE, RIGID/ BUSES	THREE AXLE RIGID	FOUR OR MORE AXLE RIGID	FOUR OR LESS AXLE ARTIC	FIVE AXLE ARTIC	SIX OR MORE AXLE ARTIC	FIVE OR LESS AXLE MULTI-TRAILER ARTIC	SIX AXLE MULTI-TRAILER ARTIC	SEVEN OR MORE AXLE ARTIC	
Wed 26-Jun-24															
00:00	3	0	3	0	0	0	0	0	0	0	0	0	0	0	
01:00	0	0	0	0	0	0	0	0	0	0	0	0	0	0	
02:00	0	0	0	0	0	0	0	0	0	0	0	0	0	0	
03:00	1	0	1	0	0	0	0	0	0	0	0	0	0	0	
04:00	1	0	1	0	0	0	0	0	0	0	0	0	0	0	
05:00	5	0	5	0	0	0	0	0	0	0	0	0	0	0	
06:00	14	1	13	0	0	0	0	0	0	0	0	0	0	0	
07:00	21	1	19	0	0	0	1	0	0	0	0	0	0	0	
08:00	46	1	41	3	0	0	1	0	0	0	0	0	0	0	
09:00	5	0	5	0	0	0	0	0	0	0	0	0	0	0	
10:00	18	0	18	0	0	0	0	0	0	0	0	0	0	0	
11:00	11	0	10	1	0	0	0	0	0	0	0	0	0	0	
12:00	16	0	13	2	0	1	0	0	0	0	0	0	0	0	
13:00	19	0	19	0	0	0	0	0	0	0	0	0	0	0	
14:00	8	0	8	0	0	0	0	0	0	0	0	0	0	0	
15:00	25	0	24	1	0	0	0	0	0	0	0	0	0	0	
16:00	16	3	13	0	0	0	0	0	0	0	0	0	0	0	
17:00	21	0	21	0	0	0	0	0	0	0	0	0	0	0	
18:00	15	0	15	0	0	0	0	0	0	0	0	0	0	0	
19:00	13	0	13	0	0	0	0	0	0	0	0	0	0	0	
20:00	11	0	10	1	0	0	0	0	0	0	0	0	0	0	
21:00	7	0	7	0	0	0	0	0	0	0	0	0	0	0	
22:00	2	0	2	0	0	0	0	0	0	0	0	0	0	0	
23:00	1	0	1	0	0	0	0	0	0	0	0	0	0	0	
12H,7-19	221	5	206	7	0	1	2	0	0	0	0	0	0	0	
16H,6-22	266	6	249	8	0	1	2	0	0	0	0	0	0	0	
18H,6-24	269	6	252	8	0	1	2	0	0	0	0	0	0	0	
24H,0-24	279	6	262	8	0	1	2	0	0	0	0	0	0	0	

13513		FELIXSTOWE				Site No: 13513002	Location Site 2 - Bloomfield Rd, Felixstowe (l/c opp #7)								
Wed 19-Jun-24 to Tue 02-Jul-24						Channel: Eastbound									
TIME PERIOD	TOTAL VEHICLES	MOTOR-CYCLES	CARS OR CAR-BASED LGV	LIGHT GOODS VEHICLES	BUSES	TWO AXLE, SIX TYRE, RIGID/ BUSES	THREE AXLE RIGID	FOUR OR MORE AXLE RIGID	FOUR OR LESS AXLE ARTIC	FIVE AXLE ARTIC	SIX OR MORE AXLE ARTIC	FIVE OR LESS AXLE MULTI-TRAILER ARTIC	SIX AXLE MULTI-TRAILER ARTIC	SEVEN OR MORE AXLE ARTIC	
Thu 27-Jun-24															
00:00	0	0	0	0	0	0	0	0	0	0	0	0	0	0	
01:00	0	0	0	0	0	0	0	0	0	0	0	0	0	0	
02:00	1	0	1	0	0	0	0	0	0	0	0	0	0	0	
03:00	0	0	0	0	0	0	0	0	0	0	0	0	0	0	
04:00	1	0	1	0	0	0	0	0	0	0	0	0	0	0	
05:00	4	0	4	0	0	0	0	0	0	0	0	0	0	0	
06:00	11	0	11	0	0	0	0	0	0	0	0	0	0	0	
07:00	23	0	23	0	0	0	0	0	0	0	0	0	0	0	
08:00	49	0	46	3	0	0	0	0	0	0	0	0	0	0	
09:00	6	0	6	0	0	0	0	0	0	0	0	0	0	0	
10:00	11	0	11	0	0	0	0	0	0	0	0	0	0	0	
11:00	10	0	10	0	0	0	0	0	0	0	0	0	0	0	
12:00	12	0	12	0	0	0	0	0	0	0	0	0	0	0	
13:00	21	2	18	1	0	0	0	0	0	0	0	0	0	0	
14:00	14	0	14	0	0	0	0	0	0	0	0	0	0	0	
15:00	22	0	21	1	0	0	0	0	0	0	0	0	0	0	
16:00	11	0	10	1	0	0	0	0	0	0	0	0	0	0	
17:00	20	1	19	0	0	0	0	0	0	0	0	0	0	0	
18:00	16	0	15	1	0	0	0	0	0	0	0	0	0	0	
19:00	11	0	11	0	0	0	0	0	0	0	0	0	0	0	
20:00	16	0	15	1	0	0	0	0	0	0	0	0	0	0	
21:00	2	0	2	0	0	0	0	0	0	0	0	0	0	0	
22:00	8	1	7	0	0	0	0	0	0	0	0	0	0	0	
23:00	1	0	1	0	0	0	0	0	0	0	0	0	0	0	
12H,7-19	215	3	205	7	0	0	0	0	0	0	0	0	0	0	
16H,6-22	255	3	244	8	0	0	0	0	0	0	0	0	0	0	
18H,6-24	264	4	252	8	0	0	0	0	0	0	0	0	0	0	
24H,0-24	270	4	258	8	0	0	0	0	0	0	0	0	0	0	

13513		FELIXSTOWE				Site No: 13513002	Location Site 2 - Bloomfield Rd, Felixstowe (l/c opp #7)								
Wed 19-Jun-24 to Tue 02-Jul-24						Channel: Eastbound									
TIME PERIOD	TOTAL VEHICLES	MOTOR-CYCLES	CARS OR CAR-BASED LGV	LIGHT GOODS VEHICLES	BUSES	TWO AXLE, SIX TYRE, RIGID/ BUSES	THREE AXLE RIGID	FOUR OR MORE AXLE RIGID	FOUR OR LESS AXLE ARTIC	FIVE AXLE ARTIC	SIX OR MORE AXLE ARTIC	FIVE OR LESS AXLE MULTI-TRAILER ARTIC	SIX AXLE MULTI-TRAILER ARTIC	SEVEN OR MORE AXLE ARTIC	
Fri 28-Jun-24															
00:00	2	0	2	0	0	0	0	0	0	0	0	0	0	0	
01:00	1	0	1	0	0	0	0	0	0	0	0	0	0	0	
02:00	1	0	1	0	0	0	0	0	0	0	0	0	0	0	
03:00	1	0	1	0	0	0	0	0	0	0	0	0	0	0	
04:00	1	0	1	0	0	0	0	0	0	0	0	0	0	0	
05:00	8	0	8	0	0	0	0	0	0	0	0	0	0	0	
06:00	11	0	11	0	0	0	0	0	0	0	0	0	0	0	
07:00	19	0	18	1	0	0	0	0	0	0	0	0	0	0	
08:00	24	0	22	2	0	0	0	0	0	0	0	0	0	0	
09:00	12	0	12	0	0	0	0	0	0	0	0	0	0	0	
10:00	13	0	11	2	0	0	0	0	0	0	0	0	0	0	
11:00	9	0	8	1	0	0	0	0	0	0	0	0	0	0	
12:00	27	2	23	2	0	0	0	0	0	0	0	0	0	0	
13:00	18	0	15	3	0	0	0	0	0	0	0	0	0	0	
14:00	7	0	6	1	0	0	0	0	0	0	0	0	0	0	
15:00	14	0	14	0	0	0	0	0	0	0	0	0	0	0	
16:00	17	0	16	1	0	0	0	0	0	0	0	0	0	0	
17:00	20	0	20	0	0	0	0	0	0	0	0	0	0	0	
18:00	26	0	25	1	0	0	0	0	0	0	0	0	0	0	
19:00	12	0	12	0	0	0	0	0	0	0	0	0	0	0	
20:00	8	1	6	1	0	0	0	0	0	0	0	0	0	0	
21:00	11	0	10	1	0	0	0	0	0	0	0	0	0	0	
22:00	4	0	4	0	0	0	0	0	0	0	0	0	0	0	
23:00	8	0	7	1	0	0	0	0	0	0	0	0	0	0	
12H,7-19	206	2	190	14	0	0	0	0	0	0	0	0	0	0	
16H,6-22	248	3	229	16	0	0	0	0	0	0	0	0	0	0	
18H,6-24	260	3	240	17	0	0	0	0	0	0	0	0	0	0	
24H,0-24	274	3	254	17	0	0	0	0	0	0	0	0	0	0	

13513		FELIXSTOWE				Site No: 13513002	Location Site 2 - Bloomfield Rd, Felixstowe (l/c opp #7)								
Wed 19-Jun-24 to Tue 02-Jul-24						Channel: Eastbound									
TIME PERIOD	TOTAL VEHICLES	MOTOR-CYCLES	CARS OR CAR-BASED LGV	LIGHT GOODS VEHICLES	BUSES	TWO AXLE, SIX TYRE, RIGID/ BUSES	THREE AXLE RIGID	FOUR OR MORE AXLE RIGID	FOUR OR LESS AXLE ARTIC	FIVE AXLE ARTIC	SIX OR MORE AXLE ARTIC	FIVE OR LESS AXLE MULTI-TRAILER ARTIC	SIX AXLE MULTI-TRAILER ARTIC	SEVEN OR MORE AXLE ARTIC	
Sat 29-Jun-24															
00:00	1	0	1	0	0	0	0	0	0	0	0	0	0	0	
01:00	0	0	0	0	0	0	0	0	0	0	0	0	0	0	
02:00	1	0	1	0	0	0	0	0	0	0	0	0	0	0	
03:00	0	0	0	0	0	0	0	0	0	0	0	0	0	0	
04:00	2	0	2	0	0	0	0	0	0	0	0	0	0	0	
05:00	4	0	3	1	0	0	0	0	0	0	0	0	0	0	
06:00	4	0	4	0	0	0	0	0	0	0	0	0	0	0	
07:00	6	0	6	0	0	0	0	0	0	0	0	0	0	0	
08:00	7	1	6	0	0	0	0	0	0	0	0	0	0	0	
09:00	19	0	18	0	0	0	1	0	0	0	0	0	0	0	
10:00	18	0	17	1	0	0	0	0	0	0	0	0	0	0	
11:00	21	0	20	1	0	0	0	0	0	0	0	0	0	0	
12:00	20	0	19	1	0	0	0	0	0	0	0	0	0	0	
13:00	15	0	14	1	0	0	0	0	0	0	0	0	0	0	
14:00	13	0	13	0	0	0	0	0	0	0	0	0	0	0	
15:00	10	0	10	0	0	0	0	0	0	0	0	0	0	0	
16:00	11	0	11	0	0	0	0	0	0	0	0	0	0	0	
17:00	17	0	16	1	0	0	0	0	0	0	0	0	0	0	
18:00	12	0	12	0	0	0	0	0	0	0	0	0	0	0	
19:00	13	1	12	0	0	0	0	0	0	0	0	0	0	0	
20:00	9	0	9	0	0	0	0	0	0	0	0	0	0	0	
21:00	3	0	3	0	0	0	0	0	0	0	0	0	0	0	
22:00	3	0	3	0	0	0	0	0	0	0	0	0	0	0	
23:00	0	0	0	0	0	0	0	0	0	0	0	0	0	0	
12H,7-19	169	1	162	5	0	0	1	0	0	0	0	0	0	0	
16H,6-22	198	2	190	5	0	0	1	0	0	0	0	0	0	0	
18H,6-24	201	2	193	5	0	0	1	0	0	0	0	0	0	0	
24H,0-24	209	2	200	6	0	0	1	0	0	0	0	0	0	0	

13513		FELIXSTOWE				Site No: 13513002	Location Site 2 - Bloomfield Rd, Felixstowe (l/c opp #7)								
Wed 19-Jun-24 to Tue 02-Jul-24						Channel: Eastbound									
TIME PERIOD	TOTAL VEHICLES	MOTOR-CYCLES	CARS OR CAR-BASED LGV	LIGHT GOODS VEHICLES	BUSES	TWO AXLE, SIX TYRE, RIGID/ BUSES	THREE AXLE RIGID	FOUR OR MORE AXLE RIGID	FOUR OR LESS AXLE ARTIC	FIVE AXLE ARTIC	SIX OR MORE AXLE ARTIC	FIVE OR LESS AXLE MULTI-TRAILER ARTIC	SIX AXLE MULTI-TRAILER ARTIC	SEVEN OR MORE AXLE ARTIC	
Sun 30-Jun-24															
00:00	1	0	1	0	0	0	0	0	0	0	0	0	0	0	
01:00	0	0	0	0	0	0	0	0	0	0	0	0	0	0	
02:00	0	0	0	0	0	0	0	0	0	0	0	0	0	0	
03:00	0	0	0	0	0	0	0	0	0	0	0	0	0	0	
04:00	0	0	0	0	0	0	0	0	0	0	0	0	0	0	
05:00	2	0	1	1	0	0	0	0	0	0	0	0	0	0	
06:00	4	0	4	0	0	0	0	0	0	0	0	0	0	0	
07:00	7	0	7	0	0	0	0	0	0	0	0	0	0	0	
08:00	4	0	4	0	0	0	0	0	0	0	0	0	0	0	
09:00	24	0	23	1	0	0	0	0	0	0	0	0	0	0	
10:00	17	0	17	0	0	0	0	0	0	0	0	0	0	0	
11:00	18	0	17	1	0	0	0	0	0	0	0	0	0	0	
12:00	22	0	22	0	0	0	0	0	0	0	0	0	0	0	
13:00	15	0	15	0	0	0	0	0	0	0	0	0	0	0	
14:00	19	1	18	0	0	0	0	0	0	0	0	0	0	0	
15:00	14	1	13	0	0	0	0	0	0	0	0	0	0	0	
16:00	16	1	15	0	0	0	0	0	0	0	0	0	0	0	
17:00	9	0	9	0	0	0	0	0	0	0	0	0	0	0	
18:00	12	2	9	1	0	0	0	0	0	0	0	0	0	0	
19:00	15	0	15	0	0	0	0	0	0	0	0	0	0	0	
20:00	10	0	10	0	0	0	0	0	0	0	0	0	0	0	
21:00	6	0	6	0	0	0	0	0	0	0	0	0	0	0	
22:00	2	0	2	0	0	0	0	0	0	0	0	0	0	0	
23:00	0	0	0	0	0	0	0	0	0	0	0	0	0	0	
12H,7-19	177	5	169	3	0	0	0	0	0	0	0	0	0	0	
16H,6-22	212	5	204	3	0	0	0	0	0	0	0	0	0	0	
18H,6-24	214	5	206	3	0	0	0	0	0	0	0	0	0	0	
24H,0-24	217	5	208	4	0	0	0	0	0	0	0	0	0	0	

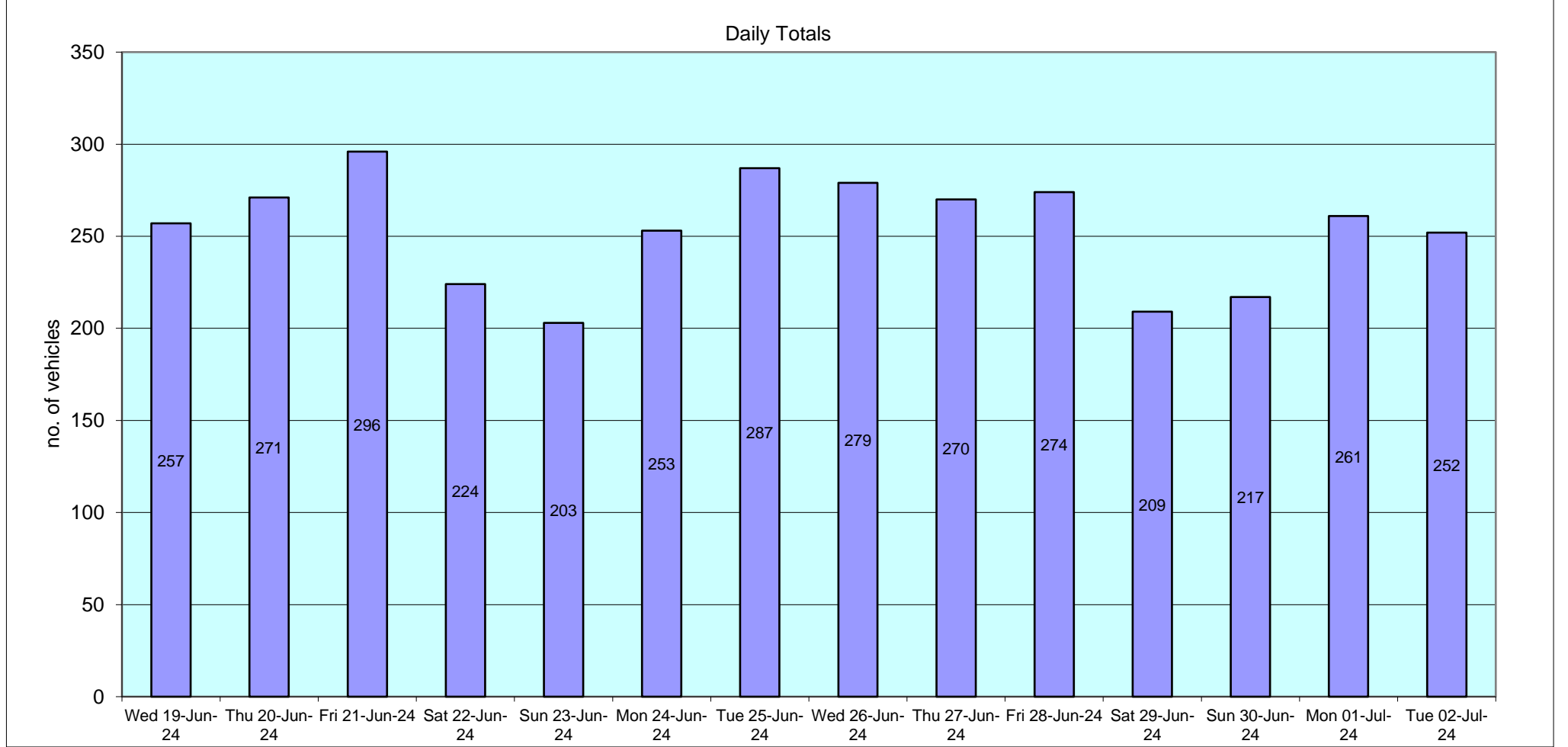
13513		FELIXSTOWE				Site No: 13513002	Location Site 2 - Bloomfield Rd, Felixstowe (l/c opp #7)								
Wed 19-Jun-24 to Tue 02-Jul-24						Channel: Eastbound									
TIME PERIOD	TOTAL VEHICLES	MOTOR-CYCLES	CARS OR CAR-BASED LGV	LIGHT GOODS VEHICLES	BUSES	TWO AXLE, SIX TYRE, RIGID/ BUSES	THREE AXLE RIGID	FOUR OR MORE AXLE RIGID	FOUR OR LESS AXLE ARTIC	FIVE AXLE ARTIC	SIX OR MORE AXLE ARTIC	FIVE OR LESS AXLE MULTI-TRAILER ARTIC	SIX AXLE MULTI-TRAILER ARTIC	SEVEN OR MORE AXLE ARTIC	
Mon 01-Jul-24															
00:00	0	0	0	0	0	0	0	0	0	0	0	0	0	0	
01:00	0	0	0	0	0	0	0	0	0	0	0	0	0	0	
02:00	0	0	0	0	0	0	0	0	0	0	0	0	0	0	
03:00	0	0	0	0	0	0	0	0	0	0	0	0	0	0	
04:00	1	0	1	0	0	0	0	0	0	0	0	0	0	0	
05:00	6	0	6	0	0	0	0	0	0	0	0	0	0	0	
06:00	12	0	12	0	0	0	0	0	0	0	0	0	0	0	
07:00	22	0	22	0	0	0	0	0	0	0	0	0	0	0	
08:00	43	0	41	2	0	0	0	0	0	0	0	0	0	0	
09:00	8	0	8	0	0	0	0	0	0	0	0	0	0	0	
10:00	12	0	11	1	0	0	0	0	0	0	0	0	0	0	
11:00	12	0	12	0	0	0	0	0	0	0	0	0	0	0	
12:00	17	0	16	1	0	0	0	0	0	0	0	0	0	0	
13:00	15	0	15	0	0	0	0	0	0	0	0	0	0	0	
14:00	19	0	18	1	0	0	0	0	0	0	0	0	0	0	
15:00	20	1	19	0	0	0	0	0	0	0	0	0	0	0	
16:00	17	0	17	0	0	0	0	0	0	0	0	0	0	0	
17:00	16	0	15	1	0	0	0	0	0	0	0	0	0	0	
18:00	16	1	15	0	0	0	0	0	0	0	0	0	0	0	
19:00	13	0	12	1	0	0	0	0	0	0	0	0	0	0	
20:00	5	0	5	0	0	0	0	0	0	0	0	0	0	0	
21:00	5	0	5	0	0	0	0	0	0	0	0	0	0	0	
22:00	2	0	1	1	0	0	0	0	0	0	0	0	0	0	
23:00	0	0	0	0	0	0	0	0	0	0	0	0	0	0	
12H,7-19	217	2	209	6	0	0	0	0	0	0	0	0	0	0	
16H,6-22	252	2	243	7	0	0	0	0	0	0	0	0	0	0	
18H,6-24	254	2	244	8	0	0	0	0	0	0	0	0	0	0	
24H,0-24	261	2	251	8	0	0	0	0	0	0	0	0	0	0	

13513		FELIXSTOWE				Site No: 13513002	Location Site 2 - Bloomfield Rd, Felixstowe (l/c opp #7)								
Wed 19-Jun-24 to Tue 02-Jul-24						Channel: Eastbound									
TIME PERIOD	TOTAL VEHICLES	MOTOR-CYCLES	CARS OR CAR-BASED LGV	LIGHT GOODS VEHICLES	BUSES	TWO AXLE, SIX TYRE, RIGID/ BUSES	THREE AXLE RIGID	FOUR OR MORE AXLE RIGID	FOUR OR LESS AXLE ARTIC	FIVE AXLE ARTIC	SIX OR MORE AXLE ARTIC	FIVE OR LESS AXLE MULTI-TRAILER ARTIC	SIX AXLE MULTI-TRAILER ARTIC	SEVEN OR MORE AXLE ARTIC	
Tue 02-Jul-24															
00:00	0	0	0	0	0	0	0	0	0	0	0	0	0	0	
01:00	0	0	0	0	0	0	0	0	0	0	0	0	0	0	
02:00	1	0	1	0	0	0	0	0	0	0	0	0	0	0	
03:00	1	0	1	0	0	0	0	0	0	0	0	0	0	0	
04:00	0	0	0	0	0	0	0	0	0	0	0	0	0	0	
05:00	5	0	5	0	0	0	0	0	0	0	0	0	0	0	
06:00	12	0	12	0	0	0	0	0	0	0	0	0	0	0	
07:00	25	0	25	0	0	0	0	0	0	0	0	0	0	0	
08:00	41	0	39	2	0	0	0	0	0	0	0	0	0	0	
09:00	9	0	8	1	0	0	0	0	0	0	0	0	0	0	
10:00	9	0	9	0	0	0	0	0	0	0	0	0	0	0	
11:00	9	0	6	2	0	0	1	0	0	0	0	0	0	0	
12:00	23	0	23	0	0	0	0	0	0	0	0	0	0	0	
13:00	10	0	8	2	0	0	0	0	0	0	0	0	0	0	
14:00	14	0	14	0	0	0	0	0	0	0	0	0	0	0	
15:00	19	0	19	0	0	0	0	0	0	0	0	0	0	0	
16:00	12	0	12	0	0	0	0	0	0	0	0	0	0	0	
17:00	23	1	21	1	0	0	0	0	0	0	0	0	0	0	
18:00	12	1	11	0	0	0	0	0	0	0	0	0	0	0	
19:00	13	0	11	2	0	0	0	0	0	0	0	0	0	0	
20:00	6	0	6	0	0	0	0	0	0	0	0	0	0	0	
21:00	6	0	6	0	0	0	0	0	0	0	0	0	0	0	
22:00	2	0	2	0	0	0	0	0	0	0	0	0	0	0	
23:00	0	0	0	0	0	0	0	0	0	0	0	0	0	0	
12H,7-19	206	2	195	8	0	0	1	0	0	0	0	0	0	0	
16H,6-22	243	2	230	10	0	0	1	0	0	0	0	0	0	0	
18H,6-24	245	2	232	10	0	0	1	0	0	0	0	0	0	0	
24H,0-24	252	2	239	10	0	0	1	0	0	0	0	0	0	0	

13513		FELIXSTOWE				Site No: 13513002	Location	Site 2 - Bloomfield Rd, Felixstowe (l/c opp #7)							
Wed 19-Jun-24 to Tue 02-Jul-24						Channel: Eastbound									
TIME PERIOD	TOTAL VEHICLES	MOTOR-CYCLES	CARS OR CAR-BASED LGV	LIGHT GOODS VEHICLES	BUSES	TWO AXLE, SIX TYRE, RIGID/BUSES	THREE AXLE RIGID	FOUR OR MORE AXLE RIGID	FOUR OR LESS AXLE ARTIC	FIVE AXLE ARTIC	SIX OR MORE AXLE ARTIC	FIVE OR LESS AXLE MULTI-TRAILER ARTIC	SIX AXLE MULTI-TRAILER ARTIC	SEVEN OR MORE AXLE ARTIC	
Daily Totals															
Wed 19-Jun-24	257	8	241	8	0	0	0	0	0	0	0	0	0	0	
Thu 20-Jun-24	271	3	256	11	0	0	1	0	0	0	0	0	0	0	
Fri 21-Jun-24	296	3	285	5	0	1	2	0	0	0	0	0	0	0	
Sat 22-Jun-24	224	8	209	4	0	0	1	0	2	0	0	0	0	0	
Sun 23-Jun-24	203	5	195	3	0	0	0	0	0	0	0	0	0	0	
Mon 24-Jun-24	253	5	238	10	0	0	0	0	0	0	0	0	0	0	
Tue 25-Jun-24	287	5	270	12	0	0	0	0	0	0	0	0	0	0	
Wed 26-Jun-24	279	6	262	8	0	1	2	0	0	0	0	0	0	0	
Thu 27-Jun-24	270	4	258	8	0	0	0	0	0	0	0	0	0	0	
Fri 28-Jun-24	274	3	254	17	0	0	0	0	0	0	0	0	0	0	
Sat 29-Jun-24	209	2	200	6	0	0	1	0	0	0	0	0	0	0	
Sun 30-Jun-24	217	5	208	4	0	0	0	0	0	0	0	0	0	0	
Mon 01-Jul-24	261	2	251	8	0	0	0	0	0	0	0	0	0	0	
Tue 02-Jul-24	252	2	239	10	0	0	1	0	0	0	0	0	0	0	

TIME PERIOD	TOTAL VEHICLES	MOTOR-CYCLES	CARS OR CAR-BASED LGV	LIGHT GOODS VEHICLES	BUSES	TWO AXLE, SIX TYRE, RIGID/ BUSES	THREE AXLE RIGID	FOUR OR MORE AXLE RIGID	FOUR OR LESS AXLE ARTIC	FIVE AXLE ARTIC	SIX OR MORE AXLE ARTIC	FIVE OR LESS AXLE MULTI-TRAILER ARTIC	SIX AXLE MULTI-TRAILER ARTIC	SEVEN OR MORE AXLE ARTIC
-------------	----------------	--------------	-----------------------	----------------------	-------	----------------------------------	------------------	-------------------------	-------------------------	-----------------	------------------------	---------------------------------------	------------------------------	--------------------------

Total Vehicles														
[--]	3553	61	3366	114	0	2	8	0	2	0	0	0	0	0



13513		FELIXSTOWE				Site No: 13513002	Location Site 2 - Bloomfield Rd, Felixstowe (l/c opp #7)								
Wed 19-Jun-24 to Tue 02-Jul-24						Channel: Westbound									
TIME PERIOD	TOTAL VEHICLES	MOTOR-CYCLES	CARS OR CAR-BASED LGV	LIGHT GOODS VEHICLES	BUSES	TWO AXLE, SIX TYRE, RIGID/ BUSES	THREE AXLE RIGID	FOUR OR MORE AXLE RIGID	FOUR OR LESS AXLE ARTIC	FIVE AXLE ARTIC	SIX OR MORE AXLE ARTIC	FIVE OR LESS AXLE MULTI-TRAILER ARTIC	SIX AXLE MULTI-TRAILER ARTIC	SEVEN OR MORE AXLE ARTIC	
Wed 19-Jun-24															
00:00	1	0	1	0	0	0	0	0	0	0	0	0	0	0	
01:00	0	0	0	0	0	0	0	0	0	0	0	0	0	0	
02:00	1	0	1	0	0	0	0	0	0	0	0	0	0	0	
03:00	0	0	0	0	0	0	0	0	0	0	0	0	0	0	
04:00	0	0	0	0	0	0	0	0	0	0	0	0	0	0	
05:00	0	0	0	0	0	0	0	0	0	0	0	0	0	0	
06:00	2	0	2	0	0	0	0	0	0	0	0	0	0	0	
07:00	8	0	8	0	0	0	0	0	0	0	0	0	0	0	
08:00	21	0	20	1	0	0	0	0	0	0	0	0	0	0	
09:00	5	0	5	0	0	0	0	0	0	0	0	0	0	0	
10:00	3	0	3	0	0	0	0	0	0	0	0	0	0	0	
11:00	11	0	11	0	0	0	0	0	0	0	0	0	0	0	
12:00	16	0	16	0	0	0	0	0	0	0	0	0	0	0	
13:00	8	0	8	0	0	0	0	0	0	0	0	0	0	0	
14:00	11	0	11	0	0	0	0	0	0	0	0	0	0	0	
15:00	22	1	20	1	0	0	0	0	0	0	0	0	0	0	
16:00	21	0	20	1	0	0	0	0	0	0	0	0	0	0	
17:00	30	0	30	0	0	0	0	0	0	0	0	0	0	0	
18:00	14	0	13	1	0	0	0	0	0	0	0	0	0	0	
19:00	20	0	20	0	0	0	0	0	0	0	0	0	0	0	
20:00	17	1	15	1	0	0	0	0	0	0	0	0	0	0	
21:00	7	3	4	0	0	0	0	0	0	0	0	0	0	0	
22:00	4	0	4	0	0	0	0	0	0	0	0	0	0	0	
23:00	1	1	0	0	0	0	0	0	0	0	0	0	0	0	
12H,7-19	170	1	165	4	0	0	0	0	0	0	0	0	0	0	
16H,6-22	216	5	206	5	0	0	0	0	0	0	0	0	0	0	
18H,6-24	221	6	210	5	0	0	0	0	0	0	0	0	0	0	
24H,0-24	223	6	212	5	0	0	0	0	0	0	0	0	0	0	

13513		FELIXSTOWE				Site No: 13513002	Location Site 2 - Bloomfield Rd, Felixstowe (l/c opp #7)								
Wed 19-Jun-24 to Tue 02-Jul-24						Channel: Westbound									
TIME PERIOD	TOTAL VEHICLES	MOTOR-CYCLES	CARS OR CAR-BASED LGV	LIGHT GOODS VEHICLES	BUSES	TWO AXLE, SIX TYRE, RIGID/ BUSES	THREE AXLE RIGID	FOUR OR MORE AXLE RIGID	FOUR OR LESS AXLE ARTIC	FIVE AXLE ARTIC	SIX OR MORE AXLE ARTIC	FIVE OR LESS AXLE MULTI-TRAILER ARTIC	SIX AXLE MULTI-TRAILER ARTIC	SEVEN OR MORE AXLE ARTIC	
Thu 20-Jun-24															
00:00	1	0	1	0	0	0	0	0	0	0	0	0	0	0	
01:00	0	0	0	0	0	0	0	0	0	0	0	0	0	0	
02:00	1	0	1	0	0	0	0	0	0	0	0	0	0	0	
03:00	0	0	0	0	0	0	0	0	0	0	0	0	0	0	
04:00	0	0	0	0	0	0	0	0	0	0	0	0	0	0	
05:00	1	0	1	0	0	0	0	0	0	0	0	0	0	0	
06:00	5	0	5	0	0	0	0	0	0	0	0	0	0	0	
07:00	5	0	5	0	0	0	0	0	0	0	0	0	0	0	
08:00	18	0	17	1	0	0	0	0	0	0	0	0	0	0	
09:00	5	0	5	0	0	0	0	0	0	0	0	0	0	0	
10:00	4	0	3	1	0	0	0	0	0	0	0	0	0	0	
11:00	10	0	9	1	0	0	0	0	0	0	0	0	0	0	
12:00	19	0	19	0	0	0	0	0	0	0	0	0	0	0	
13:00	9	0	9	0	0	0	0	0	0	0	0	0	0	0	
14:00	22	0	21	1	0	0	0	0	0	0	0	0	0	0	
15:00	21	0	21	0	0	0	0	0	0	0	0	0	0	0	
16:00	32	1	31	0	0	0	0	0	0	0	0	0	0	0	
17:00	23	0	21	2	0	0	0	0	0	0	0	0	0	0	
18:00	14	0	13	1	0	0	0	0	0	0	0	0	0	0	
19:00	19	0	18	1	0	0	0	0	0	0	0	0	0	0	
20:00	9	0	9	0	0	0	0	0	0	0	0	0	0	0	
21:00	5	0	5	0	0	0	0	0	0	0	0	0	0	0	
22:00	5	1	4	0	0	0	0	0	0	0	0	0	0	0	
23:00	0	0	0	0	0	0	0	0	0	0	0	0	0	0	
12H,7-19	182	1	174	7	0	0	0	0	0	0	0	0	0	0	
16H,6-22	220	1	211	8	0	0	0	0	0	0	0	0	0	0	
18H,6-24	225	2	215	8	0	0	0	0	0	0	0	0	0	0	
24H,0-24	228	2	218	8	0	0	0	0	0	0	0	0	0	0	

13513		FELIXSTOWE				Site No: 13513002	Location Site 2 - Bloomfield Rd, Felixstowe (l/c opp #7)								
Wed 19-Jun-24 to Tue 02-Jul-24						Channel: Westbound									
TIME PERIOD	TOTAL VEHICLES	MOTOR-CYCLES	CARS OR CAR-BASED LGV	LIGHT GOODS VEHICLES	BUSES	TWO AXLE, SIX TYRE, RIGID/ BUSES	THREE AXLE RIGID	FOUR OR MORE AXLE RIGID	FOUR OR LESS AXLE ARTIC	FIVE AXLE ARTIC	SIX OR MORE AXLE ARTIC	FIVE OR LESS AXLE MULTI-TRAILER ARTIC	SIX AXLE MULTI-TRAILER ARTIC	SEVEN OR MORE AXLE ARTIC	
Fri 21-Jun-24															
00:00	3	0	2	1	0	0	0	0	0	0	0	0	0	0	
01:00	0	0	0	0	0	0	0	0	0	0	0	0	0	0	
02:00	0	0	0	0	0	0	0	0	0	0	0	0	0	0	
03:00	1	0	1	0	0	0	0	0	0	0	0	0	0	0	
04:00	0	0	0	0	0	0	0	0	0	0	0	0	0	0	
05:00	1	0	1	0	0	0	0	0	0	0	0	0	0	0	
06:00	4	0	4	0	0	0	0	0	0	0	0	0	0	0	
07:00	4	0	4	0	0	0	0	0	0	0	0	0	0	0	
08:00	13	1	12	0	0	0	0	0	0	0	0	0	0	0	
09:00	12	0	11	0	0	0	1	0	0	0	0	0	0	0	
10:00	6	0	6	0	0	0	0	0	0	0	0	0	0	0	
11:00	8	0	8	0	0	0	0	0	0	0	0	0	0	0	
12:00	22	1	19	2	0	0	0	0	0	0	0	0	0	0	
13:00	13	0	12	1	0	0	0	0	0	0	0	0	0	0	
14:00	18	0	17	1	0	0	0	0	0	0	0	0	0	0	
15:00	25	1	24	0	0	0	0	0	0	0	0	0	0	0	
16:00	27	0	27	0	0	0	0	0	0	0	0	0	0	0	
17:00	25	1	24	0	0	0	0	0	0	0	0	0	0	0	
18:00	24	0	24	0	0	0	0	0	0	0	0	0	0	0	
19:00	14	0	14	0	0	0	0	0	0	0	0	0	0	0	
20:00	14	0	14	0	0	0	0	0	0	0	0	0	0	0	
21:00	7	1	6	0	0	0	0	0	0	0	0	0	0	0	
22:00	7	0	7	0	0	0	0	0	0	0	0	0	0	0	
23:00	4	0	4	0	0	0	0	0	0	0	0	0	0	0	
12H,7-19	197	4	188	4	0	0	1	0	0	0	0	0	0	0	
16H,6-22	236	5	226	4	0	0	1	0	0	0	0	0	0	0	
18H,6-24	247	5	237	4	0	0	1	0	0	0	0	0	0	0	
24H,0-24	252	5	241	5	0	0	1	0	0	0	0	0	0	0	

13513		FELIXSTOWE				Site No: 13513002	Location Site 2 - Bloomfield Rd, Felixstowe (l/c opp #7)								
Wed 19-Jun-24 to Tue 02-Jul-24						Channel: Westbound									
TIME PERIOD	TOTAL VEHICLES	MOTOR-CYCLES	CARS OR CAR-BASED LGV	LIGHT GOODS VEHICLES	BUSES	TWO AXLE, SIX TYRE, RIGID/ BUSES	THREE AXLE RIGID	FOUR OR MORE AXLE RIGID	FOUR OR LESS AXLE ARTIC	FIVE AXLE ARTIC	SIX OR MORE AXLE ARTIC	FIVE OR LESS AXLE MULTI-TRAILER ARTIC	SIX AXLE MULTI-TRAILER ARTIC	SEVEN OR MORE AXLE ARTIC	
Sat 22-Jun-24															
00:00	2	0	2	0	0	0	0	0	0	0	0	0	0	0	
01:00	3	0	3	0	0	0	0	0	0	0	0	0	0	0	
02:00	0	0	0	0	0	0	0	0	0	0	0	0	0	0	
03:00	0	0	0	0	0	0	0	0	0	0	0	0	0	0	
04:00	0	0	0	0	0	0	0	0	0	0	0	0	0	0	
05:00	0	0	0	0	0	0	0	0	0	0	0	0	0	0	
06:00	0	0	0	0	0	0	0	0	0	0	0	0	0	0	
07:00	5	0	5	0	0	0	0	0	0	0	0	0	0	0	
08:00	8	1	7	0	0	0	0	0	0	0	0	0	0	0	
09:00	6	0	6	0	0	0	0	0	0	0	0	0	0	0	
10:00	14	0	14	0	0	0	0	0	0	0	0	0	0	0	
11:00	10	2	8	0	0	0	0	0	0	0	0	0	0	0	
12:00	12	0	12	0	0	0	0	0	0	0	0	0	0	0	
13:00	17	0	17	0	0	0	0	0	0	0	0	0	0	0	
14:00	15	1	14	0	0	0	0	0	0	0	0	0	0	0	
15:00	11	0	10	1	0	0	0	0	0	0	0	0	0	0	
16:00	16	2	14	0	0	0	0	0	0	0	0	0	0	0	
17:00	19	1	18	0	0	0	0	0	0	0	0	0	0	0	
18:00	12	1	10	0	0	0	0	0	1	0	0	0	0	0	
19:00	13	1	11	1	0	0	0	0	0	0	0	0	0	0	
20:00	9	1	8	0	0	0	0	0	0	0	0	0	0	0	
21:00	11	0	9	2	0	0	0	0	0	0	0	0	0	0	
22:00	4	1	3	0	0	0	0	0	0	0	0	0	0	0	
23:00	5	0	5	0	0	0	0	0	0	0	0	0	0	0	
12H,7-19	145	8	135	1	0	0	0	0	1	0	0	0	0	0	
16H,6-22	178	10	163	4	0	0	0	0	1	0	0	0	0	0	
18H,6-24	187	11	171	4	0	0	0	0	1	0	0	0	0	0	
24H,0-24	192	11	176	4	0	0	0	0	1	0	0	0	0	0	

13513		FELIXSTOWE				Site No: 13513002	Location Site 2 - Bloomfield Rd, Felixstowe (l/c opp #7)								
Wed 19-Jun-24 to Tue 02-Jul-24						Channel: Westbound									
TIME PERIOD	TOTAL VEHICLES	MOTOR-CYCLES	CARS OR CAR-BASED LGV	LIGHT GOODS VEHICLES	BUSES	TWO AXLE, SIX TYRE, RIGID/ BUSES	THREE AXLE RIGID	FOUR OR MORE AXLE RIGID	FOUR OR LESS AXLE ARTIC	FIVE AXLE ARTIC	SIX OR MORE AXLE ARTIC	FIVE OR LESS AXLE MULTI-TRAILER ARTIC	SIX AXLE MULTI-TRAILER ARTIC	SEVEN OR MORE AXLE ARTIC	
Sun 23-Jun-24															
00:00	2	1	1	0	0	0	0	0	0	0	0	0	0	0	
01:00	1	0	1	0	0	0	0	0	0	0	0	0	0	0	
02:00	2	0	2	0	0	0	0	0	0	0	0	0	0	0	
03:00	0	0	0	0	0	0	0	0	0	0	0	0	0	0	
04:00	0	0	0	0	0	0	0	0	0	0	0	0	0	0	
05:00	2	0	2	0	0	0	0	0	0	0	0	0	0	0	
06:00	2	0	2	0	0	0	0	0	0	0	0	0	0	0	
07:00	3	0	3	0	0	0	0	0	0	0	0	0	0	0	
08:00	5	0	5	0	0	0	0	0	0	0	0	0	0	0	
09:00	9	0	9	0	0	0	0	0	0	0	0	0	0	0	
10:00	11	0	11	0	0	0	0	0	0	0	0	0	0	0	
11:00	11	0	11	0	0	0	0	0	0	0	0	0	0	0	
12:00	14	0	14	0	0	0	0	0	0	0	0	0	0	0	
13:00	17	0	17	0	0	0	0	0	0	0	0	0	0	0	
14:00	16	1	15	0	0	0	0	0	0	0	0	0	0	0	
15:00	15	0	15	0	0	0	0	0	0	0	0	0	0	0	
16:00	10	1	9	0	0	0	0	0	0	0	0	0	0	0	
17:00	10	0	10	0	0	0	0	0	0	0	0	0	0	0	
18:00	17	0	14	3	0	0	0	0	0	0	0	0	0	0	
19:00	11	2	9	0	0	0	0	0	0	0	0	0	0	0	
20:00	13	0	13	0	0	0	0	0	0	0	0	0	0	0	
21:00	4	0	4	0	0	0	0	0	0	0	0	0	0	0	
22:00	5	1	4	0	0	0	0	0	0	0	0	0	0	0	
23:00	0	0	0	0	0	0	0	0	0	0	0	0	0	0	
12H,7-19	138	2	133	3	0	0	0	0	0	0	0	0	0	0	
16H,6-22	168	4	161	3	0	0	0	0	0	0	0	0	0	0	
18H,6-24	173	5	165	3	0	0	0	0	0	0	0	0	0	0	
24H,0-24	180	6	171	3	0	0	0	0	0	0	0	0	0	0	

13513		FELIXSTOWE				Site No: 13513002	Location Site 2 - Bloomfield Rd, Felixstowe (l/c opp #7)								
Wed 19-Jun-24 to Tue 02-Jul-24						Channel: Westbound									
TIME PERIOD	TOTAL VEHICLES	MOTOR-CYCLES	CARS OR CAR-BASED LGV	LIGHT GOODS VEHICLES	BUSES	TWO AXLE, SIX TYRE, RIGID/ BUSES	THREE AXLE RIGID	FOUR OR MORE AXLE RIGID	FOUR OR LESS AXLE ARTIC	FIVE AXLE ARTIC	SIX OR MORE AXLE ARTIC	FIVE OR LESS AXLE MULTI-TRAILER ARTIC	SIX AXLE MULTI-TRAILER ARTIC	SEVEN OR MORE AXLE ARTIC	
Mon 24-Jun-24															
00:00	1	0	0	1	0	0	0	0	0	0	0	0	0	0	
01:00	0	0	0	0	0	0	0	0	0	0	0	0	0	0	
02:00	0	0	0	0	0	0	0	0	0	0	0	0	0	0	
03:00	0	0	0	0	0	0	0	0	0	0	0	0	0	0	
04:00	0	0	0	0	0	0	0	0	0	0	0	0	0	0	
05:00	1	0	1	0	0	0	0	0	0	0	0	0	0	0	
06:00	3	0	3	0	0	0	0	0	0	0	0	0	0	0	
07:00	5	0	5	0	0	0	0	0	0	0	0	0	0	0	
08:00	14	0	14	0	0	0	0	0	0	0	0	0	0	0	
09:00	10	1	9	0	0	0	0	0	0	0	0	0	0	0	
10:00	7	0	7	0	0	0	0	0	0	0	0	0	0	0	
11:00	16	1	15	0	0	0	0	0	0	0	0	0	0	0	
12:00	12	1	11	0	0	0	0	0	0	0	0	0	0	0	
13:00	11	0	11	0	0	0	0	0	0	0	0	0	0	0	
14:00	8	0	8	0	0	0	0	0	0	0	0	0	0	0	
15:00	25	0	24	1	0	0	0	0	0	0	0	0	0	0	
16:00	15	0	13	2	0	0	0	0	0	0	0	0	0	0	
17:00	20	0	20	0	0	0	0	0	0	0	0	0	0	0	
18:00	26	2	23	1	0	0	0	0	0	0	0	0	0	0	
19:00	18	0	18	0	0	0	0	0	0	0	0	0	0	0	
20:00	11	0	11	0	0	0	0	0	0	0	0	0	0	0	
21:00	7	0	7	0	0	0	0	0	0	0	0	0	0	0	
22:00	6	1	5	0	0	0	0	0	0	0	0	0	0	0	
23:00	3	0	3	0	0	0	0	0	0	0	0	0	0	0	
12H,7-19	169	5	160	4	0	0	0	0	0	0	0	0	0	0	
16H,6-22	208	5	199	4	0	0	0	0	0	0	0	0	0	0	
18H,6-24	217	6	207	4	0	0	0	0	0	0	0	0	0	0	
24H,0-24	219	6	208	5	0	0	0	0	0	0	0	0	0	0	

13513		FELIXSTOWE				Site No: 13513002	Location Site 2 - Bloomfield Rd, Felixstowe (l/c opp #7)								
Wed 19-Jun-24 to Tue 02-Jul-24						Channel: Westbound									
TIME PERIOD	TOTAL VEHICLES	MOTOR-CYCLES	CARS OR CAR-BASED LGV	LIGHT GOODS VEHICLES	BUSES	TWO AXLE, SIX TYRE, RIGID/ BUSES	THREE AXLE RIGID	FOUR OR MORE AXLE RIGID	FOUR OR LESS AXLE ARTIC	FIVE AXLE ARTIC	SIX OR MORE AXLE ARTIC	FIVE OR LESS AXLE MULTI-TRAILER ARTIC	SIX AXLE MULTI-TRAILER ARTIC	SEVEN OR MORE AXLE ARTIC	
Tue 25-Jun-24															
00:00	0	0	0	0	0	0	0	0	0	0	0	0	0	0	
01:00	0	0	0	0	0	0	0	0	0	0	0	0	0	0	
02:00	0	0	0	0	0	0	0	0	0	0	0	0	0	0	
03:00	0	0	0	0	0	0	0	0	0	0	0	0	0	0	
04:00	0	0	0	0	0	0	0	0	0	0	0	0	0	0	
05:00	0	0	0	0	0	0	0	0	0	0	0	0	0	0	
06:00	2	0	2	0	0	0	0	0	0	0	0	0	0	0	
07:00	7	0	6	0	0	0	1	0	0	0	0	0	0	0	
08:00	19	2	16	1	0	0	0	0	0	0	0	0	0	0	
09:00	12	0	11	1	0	0	0	0	0	0	0	0	0	0	
10:00	9	0	8	1	0	0	0	0	0	0	0	0	0	0	
11:00	10	0	8	2	0	0	0	0	0	0	0	0	0	0	
12:00	7	0	7	0	0	0	0	0	0	0	0	0	0	0	
13:00	12	0	11	1	0	0	0	0	0	0	0	0	0	0	
14:00	17	0	17	0	0	0	0	0	0	0	0	0	0	0	
15:00	19	0	19	0	0	0	0	0	0	0	0	0	0	0	
16:00	31	2	27	2	0	0	0	0	0	0	0	0	0	0	
17:00	23	1	22	0	0	0	0	0	0	0	0	0	0	0	
18:00	20	1	17	2	0	0	0	0	0	0	0	0	0	0	
19:00	19	1	18	0	0	0	0	0	0	0	0	0	0	0	
20:00	16	2	14	0	0	0	0	0	0	0	0	0	0	0	
21:00	6	0	6	0	0	0	0	0	0	0	0	0	0	0	
22:00	5	0	5	0	0	0	0	0	0	0	0	0	0	0	
23:00	3	0	3	0	0	0	0	0	0	0	0	0	0	0	
12H,7-19	186	6	169	10	0	0	1	0	0	0	0	0	0	0	
16H,6-22	229	9	209	10	0	0	1	0	0	0	0	0	0	0	
18H,6-24	237	9	217	10	0	0	1	0	0	0	0	0	0	0	
24H,0-24	237	9	217	10	0	0	1	0	0	0	0	0	0	0	

13513		FELIXSTOWE				Site No: 13513002	Location Site 2 - Bloomfield Rd, Felixstowe (l/c opp #7)								
Wed 19-Jun-24 to Tue 02-Jul-24						Channel: Westbound									
TIME PERIOD	TOTAL VEHICLES	MOTOR-CYCLES	CARS OR CAR-BASED LGV	LIGHT GOODS VEHICLES	BUSES	TWO AXLE, SIX TYRE, RIGID/ BUSES	THREE AXLE RIGID	FOUR OR MORE AXLE RIGID	FOUR OR LESS AXLE ARTIC	FIVE AXLE ARTIC	SIX OR MORE AXLE ARTIC	FIVE OR LESS AXLE MULTI-TRAILER ARTIC	SIX AXLE MULTI-TRAILER ARTIC	SEVEN OR MORE AXLE ARTIC	
Wed 26-Jun-24															
00:00	2	0	2	0	0	0	0	0	0	0	0	0	0	0	
01:00	0	0	0	0	0	0	0	0	0	0	0	0	0	0	
02:00	0	0	0	0	0	0	0	0	0	0	0	0	0	0	
03:00	1	0	1	0	0	0	0	0	0	0	0	0	0	0	
04:00	0	0	0	0	0	0	0	0	0	0	0	0	0	0	
05:00	1	0	1	0	0	0	0	0	0	0	0	0	0	0	
06:00	5	0	5	0	0	0	0	0	0	0	0	0	0	0	
07:00	7	0	7	0	0	0	0	0	0	0	0	0	0	0	
08:00	16	1	14	1	0	0	0	0	0	0	0	0	0	0	
09:00	8	0	8	0	0	0	0	0	0	0	0	0	0	0	
10:00	5	0	5	0	0	0	0	0	0	0	0	0	0	0	
11:00	7	0	7	0	0	0	0	0	0	0	0	0	0	0	
12:00	14	0	13	0	0	1	0	0	0	0	0	0	0	0	
13:00	10	0	9	1	0	0	0	0	0	0	0	0	0	0	
14:00	12	0	11	1	0	0	0	0	0	0	0	0	0	0	
15:00	24	0	23	1	0	0	0	0	0	0	0	0	0	0	
16:00	18	1	17	0	0	0	0	0	0	0	0	0	0	0	
17:00	21	1	20	0	0	0	0	0	0	0	0	0	0	0	
18:00	21	1	20	0	0	0	0	0	0	0	0	0	0	0	
19:00	18	0	17	1	0	0	0	0	0	0	0	0	0	0	
20:00	14	0	13	1	0	0	0	0	0	0	0	0	0	0	
21:00	8	1	7	0	0	0	0	0	0	0	0	0	0	0	
22:00	10	0	10	0	0	0	0	0	0	0	0	0	0	0	
23:00	2	2	0	0	0	0	0	0	0	0	0	0	0	0	
12H,7-19	163	4	154	4	0	1	0	0	0	0	0	0	0	0	
16H,6-22	208	5	196	6	0	1	0	0	0	0	0	0	0	0	
18H,6-24	220	7	206	6	0	1	0	0	0	0	0	0	0	0	
24H,0-24	224	7	210	6	0	1	0	0	0	0	0	0	0	0	

13513		FELIXSTOWE				Site No: 13513002	Location Site 2 - Bloomfield Rd, Felixstowe (l/c opp #7)								
Wed 19-Jun-24 to Tue 02-Jul-24						Channel: Westbound									
TIME PERIOD	TOTAL VEHICLES	MOTOR-CYCLES	CARS OR CAR-BASED LGV	LIGHT GOODS VEHICLES	BUSES	TWO AXLE, SIX TYRE, RIGID/ BUSES	THREE AXLE RIGID	FOUR OR MORE AXLE RIGID	FOUR OR LESS AXLE ARTIC	FIVE AXLE ARTIC	SIX OR MORE AXLE ARTIC	FIVE OR LESS AXLE MULTI-TRAILER ARTIC	SIX AXLE MULTI-TRAILER ARTIC	SEVEN OR MORE AXLE ARTIC	
Thu 27-Jun-24															
00:00	0	0	0	0	0	0	0	0	0	0	0	0	0	0	
01:00	0	0	0	0	0	0	0	0	0	0	0	0	0	0	
02:00	1	0	1	0	0	0	0	0	0	0	0	0	0	0	
03:00	0	0	0	0	0	0	0	0	0	0	0	0	0	0	
04:00	0	0	0	0	0	0	0	0	0	0	0	0	0	0	
05:00	0	0	0	0	0	0	0	0	0	0	0	0	0	0	
06:00	2	0	2	0	0	0	0	0	0	0	0	0	0	0	
07:00	6	0	5	1	0	0	0	0	0	0	0	0	0	0	
08:00	26	0	25	1	0	0	0	0	0	0	0	0	0	0	
09:00	4	0	4	0	0	0	0	0	0	0	0	0	0	0	
10:00	11	0	11	0	0	0	0	0	0	0	0	0	0	0	
11:00	8	0	8	0	0	0	0	0	0	0	0	0	0	0	
12:00	14	1	10	3	0	0	0	0	0	0	0	0	0	0	
13:00	10	0	9	1	0	0	0	0	0	0	0	0	0	0	
14:00	20	1	19	0	0	0	0	0	0	0	0	0	0	0	
15:00	21	0	20	1	0	0	0	0	0	0	0	0	0	0	
16:00	23	0	23	0	0	0	0	0	0	0	0	0	0	0	
17:00	18	0	16	2	0	0	0	0	0	0	0	0	0	0	
18:00	26	0	24	2	0	0	0	0	0	0	0	0	0	0	
19:00	17	1	16	0	0	0	0	0	0	0	0	0	0	0	
20:00	16	0	15	1	0	0	0	0	0	0	0	0	0	0	
21:00	7	1	6	0	0	0	0	0	0	0	0	0	0	0	
22:00	5	0	5	0	0	0	0	0	0	0	0	0	0	0	
23:00	4	0	4	0	0	0	0	0	0	0	0	0	0	0	
12H,7-19	187	2	174	11	0	0	0	0	0	0	0	0	0	0	
16H,6-22	229	4	213	12	0	0	0	0	0	0	0	0	0	0	
18H,6-24	238	4	222	12	0	0	0	0	0	0	0	0	0	0	
24H,0-24	239	4	223	12	0	0	0	0	0	0	0	0	0	0	

13513		FELIXSTOWE				Site No: 13513002	Location Site 2 - Bloomfield Rd, Felixstowe (l/c opp #7)								
Wed 19-Jun-24 to Tue 02-Jul-24						Channel: Westbound									
TIME PERIOD	TOTAL VEHICLES	MOTOR-CYCLES	CARS OR CAR-BASED LGV	LIGHT GOODS VEHICLES	BUSES	TWO AXLE, SIX TYRE, RIGID/ BUSES	THREE AXLE RIGID	FOUR OR MORE AXLE RIGID	FOUR OR LESS AXLE ARTIC	FIVE AXLE ARTIC	SIX OR MORE AXLE ARTIC	FIVE OR LESS AXLE MULTI-TRAILER ARTIC	SIX AXLE MULTI-TRAILER ARTIC	SEVEN OR MORE AXLE ARTIC	
Fri 28-Jun-24															
00:00	3	0	2	1	0	0	0	0	0	0	0	0	0	0	
01:00	2	0	2	0	0	0	0	0	0	0	0	0	0	0	
02:00	1	0	1	0	0	0	0	0	0	0	0	0	0	0	
03:00	1	0	1	0	0	0	0	0	0	0	0	0	0	0	
04:00	0	0	0	0	0	0	0	0	0	0	0	0	0	0	
05:00	2	0	2	0	0	0	0	0	0	0	0	0	0	0	
06:00	2	0	2	0	0	0	0	0	0	0	0	0	0	0	
07:00	7	0	6	1	0	0	0	0	0	0	0	0	0	0	
08:00	6	0	6	0	0	0	0	0	0	0	0	0	0	0	
09:00	6	0	6	0	0	0	0	0	0	0	0	0	0	0	
10:00	7	0	7	0	0	0	0	0	0	0	0	0	0	0	
11:00	14	0	13	1	0	0	0	0	0	0	0	0	0	0	
12:00	20	0	18	2	0	0	0	0	0	0	0	0	0	0	
13:00	10	0	9	1	0	0	0	0	0	0	0	0	0	0	
14:00	12	0	12	0	0	0	0	0	0	0	0	0	0	0	
15:00	16	0	16	0	0	0	0	0	0	0	0	0	0	0	
16:00	19	1	17	1	0	0	0	0	0	0	0	0	0	0	
17:00	21	0	21	0	0	0	0	0	0	0	0	0	0	0	
18:00	25	0	23	1	0	0	0	1	0	0	0	0	0	0	
19:00	18	0	18	0	0	0	0	0	0	0	0	0	0	0	
20:00	11	0	10	1	0	0	0	0	0	0	0	0	0	0	
21:00	11	0	10	1	0	0	0	0	0	0	0	0	0	0	
22:00	4	0	4	0	0	0	0	0	0	0	0	0	0	0	
23:00	7	0	7	0	0	0	0	0	0	0	0	0	0	0	
12H,7-19	163	1	154	7	0	0	0	1	0	0	0	0	0	0	
16H,6-22	205	1	194	9	0	0	0	1	0	0	0	0	0	0	
18H,6-24	216	1	205	9	0	0	0	1	0	0	0	0	0	0	
24H,0-24	225	1	213	10	0	0	0	1	0	0	0	0	0	0	

13513		FELIXSTOWE				Site No: 13513002	Location Site 2 - Bloomfield Rd, Felixstowe (l/c opp #7)								
Wed 19-Jun-24 to Tue 02-Jul-24						Channel: Westbound									
TIME PERIOD	TOTAL VEHICLES	MOTOR-CYCLES	CARS OR CAR-BASED LGV	LIGHT GOODS VEHICLES	BUSES	TWO AXLE, SIX TYRE, RIGID/ BUSES	THREE AXLE RIGID	FOUR OR MORE AXLE RIGID	FOUR OR LESS AXLE ARTIC	FIVE AXLE ARTIC	SIX OR MORE AXLE ARTIC	FIVE OR LESS AXLE MULTI-TRAILER ARTIC	SIX AXLE MULTI-TRAILER ARTIC	SEVEN OR MORE AXLE ARTIC	
Sat 29-Jun-24															
00:00	1	1	0	0	0	0	0	0	0	0	0	0	0	0	
01:00	0	0	0	0	0	0	0	0	0	0	0	0	0	0	
02:00	0	0	0	0	0	0	0	0	0	0	0	0	0	0	
03:00	0	0	0	0	0	0	0	0	0	0	0	0	0	0	
04:00	0	0	0	0	0	0	0	0	0	0	0	0	0	0	
05:00	0	0	0	0	0	0	0	0	0	0	0	0	0	0	
06:00	0	0	0	0	0	0	0	0	0	0	0	0	0	0	
07:00	4	0	4	0	0	0	0	0	0	0	0	0	0	0	
08:00	9	0	9	0	0	0	0	0	0	0	0	0	0	0	
09:00	7	0	7	0	0	0	0	0	0	0	0	0	0	0	
10:00	15	0	15	0	0	0	0	0	0	0	0	0	0	0	
11:00	13	0	11	1	0	0	1	0	0	0	0	0	0	0	
12:00	17	0	17	0	0	0	0	0	0	0	0	0	0	0	
13:00	12	1	10	1	0	0	0	0	0	0	0	0	0	0	
14:00	20	0	20	0	0	0	0	0	0	0	0	0	0	0	
15:00	16	1	15	0	0	0	0	0	0	0	0	0	0	0	
16:00	12	0	12	0	0	0	0	0	0	0	0	0	0	0	
17:00	15	0	15	0	0	0	0	0	0	0	0	0	0	0	
18:00	20	0	20	0	0	0	0	0	0	0	0	0	0	0	
19:00	17	0	16	1	0	0	0	0	0	0	0	0	0	0	
20:00	11	0	10	1	0	0	0	0	0	0	0	0	0	0	
21:00	3	0	3	0	0	0	0	0	0	0	0	0	0	0	
22:00	7	1	6	0	0	0	0	0	0	0	0	0	0	0	
23:00	2	0	2	0	0	0	0	0	0	0	0	0	0	0	
12H,7-19	160	2	155	2	0	0	1	0	0	0	0	0	0	0	
16H,6-22	191	2	184	4	0	0	1	0	0	0	0	0	0	0	
18H,6-24	200	3	192	4	0	0	1	0	0	0	0	0	0	0	
24H,0-24	201	4	192	4	0	0	1	0	0	0	0	0	0	0	

13513		FELIXSTOWE				Site No: 13513002	Location Site 2 - Bloomfield Rd, Felixstowe (l/c opp #7)								
Wed 19-Jun-24 to Tue 02-Jul-24						Channel: Westbound									
TIME PERIOD	TOTAL VEHICLES	MOTOR-CYCLES	CARS OR CAR-BASED LGV	LIGHT GOODS VEHICLES	BUSES	TWO AXLE, SIX TYRE, RIGID/ BUSES	THREE AXLE RIGID	FOUR OR MORE AXLE RIGID	FOUR OR LESS AXLE ARTIC	FIVE AXLE ARTIC	SIX OR MORE AXLE ARTIC	FIVE OR LESS AXLE MULTI-TRAILER ARTIC	SIX AXLE MULTI-TRAILER ARTIC	SEVEN OR MORE AXLE ARTIC	
Sun 30-Jun-24															
00:00	0	0	0	0	0	0	0	0	0	0	0	0	0	0	
01:00	2	0	2	0	0	0	0	0	0	0	0	0	0	0	
02:00	0	0	0	0	0	0	0	0	0	0	0	0	0	0	
03:00	0	0	0	0	0	0	0	0	0	0	0	0	0	0	
04:00	0	0	0	0	0	0	0	0	0	0	0	0	0	0	
05:00	0	0	0	0	0	0	0	0	0	0	0	0	0	0	
06:00	1	0	1	0	0	0	0	0	0	0	0	0	0	0	
07:00	2	0	2	0	0	0	0	0	0	0	0	0	0	0	
08:00	5	0	5	0	0	0	0	0	0	0	0	0	0	0	
09:00	8	0	7	1	0	0	0	0	0	0	0	0	0	0	
10:00	15	0	15	0	0	0	0	0	0	0	0	0	0	0	
11:00	11	0	11	0	0	0	0	0	0	0	0	0	0	0	
12:00	23	0	23	0	0	0	0	0	0	0	0	0	0	0	
13:00	16	1	15	0	0	0	0	0	0	0	0	0	0	0	
14:00	14	0	14	0	0	0	0	0	0	0	0	0	0	0	
15:00	16	0	16	0	0	0	0	0	0	0	0	0	0	0	
16:00	26	0	26	0	0	0	0	0	0	0	0	0	0	0	
17:00	11	0	11	0	0	0	0	0	0	0	0	0	0	0	
18:00	10	0	9	1	0	0	0	0	0	0	0	0	0	0	
19:00	16	0	16	0	0	0	0	0	0	0	0	0	0	0	
20:00	11	0	11	0	0	0	0	0	0	0	0	0	0	0	
21:00	9	3	6	0	0	0	0	0	0	0	0	0	0	0	
22:00	2	0	2	0	0	0	0	0	0	0	0	0	0	0	
23:00	1	0	1	0	0	0	0	0	0	0	0	0	0	0	
12H,7-19	157	1	154	2	0	0	0	0	0	0	0	0	0	0	
16H,6-22	194	4	188	2	0	0	0	0	0	0	0	0	0	0	
18H,6-24	197	4	191	2	0	0	0	0	0	0	0	0	0	0	
24H,0-24	199	4	193	2	0	0	0	0	0	0	0	0	0	0	

13513		FELIXSTOWE				Site No: 13513002	Location Site 2 - Bloomfield Rd, Felixstowe (l/c opp #7)								
Wed 19-Jun-24 to Tue 02-Jul-24						Channel: Westbound									
TIME PERIOD	TOTAL VEHICLES	MOTOR-CYCLES	CARS OR CAR-BASED LGV	LIGHT GOODS VEHICLES	BUSES	TWO AXLE, SIX TYRE, RIGID/ BUSES	THREE AXLE RIGID	FOUR OR MORE AXLE RIGID	FOUR OR LESS AXLE ARTIC	FIVE AXLE ARTIC	SIX OR MORE AXLE ARTIC	FIVE OR LESS AXLE MULTI-TRAILER ARTIC	SIX AXLE MULTI-TRAILER ARTIC	SEVEN OR MORE AXLE ARTIC	
Mon 01-Jul-24															
00:00	2	0	1	1	0	0	0	0	0	0	0	0	0	0	
01:00	0	0	0	0	0	0	0	0	0	0	0	0	0	0	
02:00	0	0	0	0	0	0	0	0	0	0	0	0	0	0	
03:00	0	0	0	0	0	0	0	0	0	0	0	0	0	0	
04:00	0	0	0	0	0	0	0	0	0	0	0	0	0	0	
05:00	4	1	2	0	0	0	1	0	0	0	0	0	0	0	
06:00	3	0	3	0	0	0	0	0	0	0	0	0	0	0	
07:00	9	0	9	0	0	0	0	0	0	0	0	0	0	0	
08:00	20	0	19	1	0	0	0	0	0	0	0	0	0	0	
09:00	8	0	8	0	0	0	0	0	0	0	0	0	0	0	
10:00	6	0	6	0	0	0	0	0	0	0	0	0	0	0	
11:00	9	0	9	0	0	0	0	0	0	0	0	0	0	0	
12:00	14	0	13	1	0	0	0	0	0	0	0	0	0	0	
13:00	14	0	14	0	0	0	0	0	0	0	0	0	0	0	
14:00	18	0	16	2	0	0	0	0	0	0	0	0	0	0	
15:00	21	0	21	0	0	0	0	0	0	0	0	0	0	0	
16:00	28	0	27	1	0	0	0	0	0	0	0	0	0	0	
17:00	21	0	21	0	0	0	0	0	0	0	0	0	0	0	
18:00	17	0	17	0	0	0	0	0	0	0	0	0	0	0	
19:00	19	0	19	0	0	0	0	0	0	0	0	0	0	0	
20:00	10	0	9	1	0	0	0	0	0	0	0	0	0	0	
21:00	1	0	1	0	0	0	0	0	0	0	0	0	0	0	
22:00	1	0	1	0	0	0	0	0	0	0	0	0	0	0	
23:00	0	0	0	0	0	0	0	0	0	0	0	0	0	0	
12H,7-19	185	0	180	5	0	0	0	0	0	0	0	0	0	0	
16H,6-22	218	0	212	6	0	0	0	0	0	0	0	0	0	0	
18H,6-24	219	0	213	6	0	0	0	0	0	0	0	0	0	0	
24H,0-24	225	1	216	7	0	0	1	0	0	0	0	0	0	0	

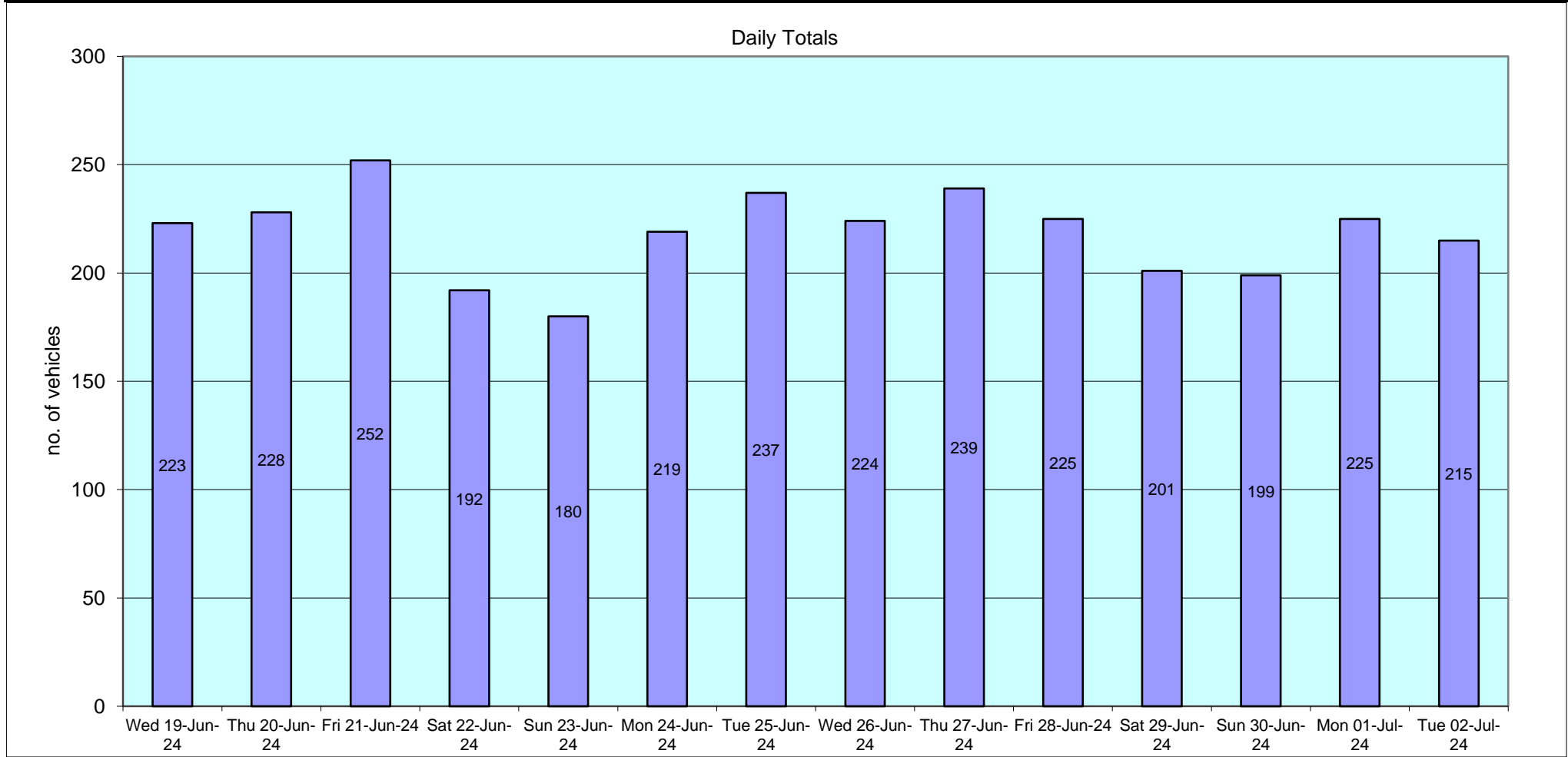
13513		FELIXSTOWE				Site No: 13513002	Location Site 2 - Bloomfield Rd, Felixstowe (l/c opp #7)								
Wed 19-Jun-24 to Tue 02-Jul-24						Channel: Westbound									
TIME PERIOD	TOTAL VEHICLES	MOTOR-CYCLES	CARS OR CAR-BASED LGV	LIGHT GOODS VEHICLES	BUSES	TWO AXLE, SIX TYRE, RIGID/ BUSES	THREE AXLE RIGID	FOUR OR MORE AXLE RIGID	FOUR OR LESS AXLE ARTIC	FIVE AXLE ARTIC	SIX OR MORE AXLE ARTIC	FIVE OR LESS AXLE MULTI-TRAILER ARTIC	SIX AXLE MULTI-TRAILER ARTIC	SEVEN OR MORE AXLE ARTIC	
Tue 02-Jul-24															
00:00	0	0	0	0	0	0	0	0	0	0	0	0	0	0	
01:00	0	0	0	0	0	0	0	0	0	0	0	0	0	0	
02:00	1	0	1	0	0	0	0	0	0	0	0	0	0	0	
03:00	0	0	0	0	0	0	0	0	0	0	0	0	0	0	
04:00	0	0	0	0	0	0	0	0	0	0	0	0	0	0	
05:00	1	0	1	0	0	0	0	0	0	0	0	0	0	0	
06:00	7	0	7	0	0	0	0	0	0	0	0	0	0	0	
07:00	10	0	10	0	0	0	0	0	0	0	0	0	0	0	
08:00	20	0	19	0	0	0	1	0	0	0	0	0	0	0	
09:00	11	0	10	0	0	0	1	0	0	0	0	0	0	0	
10:00	8	0	8	0	0	0	0	0	0	0	0	0	0	0	
11:00	9	0	8	0	0	0	0	0	1	0	0	0	0	0	
12:00	12	0	12	0	0	0	0	0	0	0	0	0	0	0	
13:00	12	0	11	1	0	0	0	0	0	0	0	0	0	0	
14:00	10	0	10	0	0	0	0	0	0	0	0	0	0	0	
15:00	29	0	28	1	0	0	0	0	0	0	0	0	0	0	
16:00	17	0	17	0	0	0	0	0	0	0	0	0	0	0	
17:00	19	0	19	0	0	0	0	0	0	0	0	0	0	0	
18:00	17	1	16	0	0	0	0	0	0	0	0	0	0	0	
19:00	13	0	13	0	0	0	0	0	0	0	0	0	0	0	
20:00	12	0	12	0	0	0	0	0	0	0	0	0	0	0	
21:00	5	0	5	0	0	0	0	0	0	0	0	0	0	0	
22:00	1	0	1	0	0	0	0	0	0	0	0	0	0	0	
23:00	1	1	0	0	0	0	0	0	0	0	0	0	0	0	
12H,7-19	174	1	168	2	0	0	2	0	1	0	0	0	0	0	
16H,6-22	211	1	205	2	0	0	2	0	1	0	0	0	0	0	
18H,6-24	213	2	206	2	0	0	2	0	1	0	0	0	0	0	
24H,0-24	215	2	208	2	0	0	2	0	1	0	0	0	0	0	

13513		FELIXSTOWE				Site No: 13513002	Location Site 2 - Bloomfield Rd, Felixstowe (l/c opp #7)									
Wed 19-Jun-24 to Tue 02-Jul-24						Channel: Westbound										
TIME PERIOD	TOTAL VEHICLES	MOTOR-CYCLES	CARS OR CAR-BASED LGV	LIGHT GOODS VEHICLES	BUSES	TWO AXLE, SIX TYRE, RIGID/ BUSES	THREE AXLE RIGID	FOUR OR MORE AXLE RIGID	FOUR OR LESS AXLE ARTIC	FIVE AXLE ARTIC	SIX OR MORE AXLE ARTIC	FIVE OR LESS AXLE MULTI-TRAILER ARTIC	SIX AXLE MULTI-TRAILER ARTIC	SEVEN OR MORE AXLE ARTIC		
Daily Totals																
Wed 19-Jun-24	223	6	212	5	0	0	0	0	0	0	0	0	0	0		
Thu 20-Jun-24	228	2	218	8	0	0	0	0	0	0	0	0	0	0		
Fri 21-Jun-24	252	5	241	5	0	0	1	0	0	0	0	0	0	0		
Sat 22-Jun-24	192	11	176	4	0	0	0	0	1	0	0	0	0	0		
Sun 23-Jun-24	180	6	171	3	0	0	0	0	0	0	0	0	0	0		
Mon 24-Jun-24	219	6	208	5	0	0	0	0	0	0	0	0	0	0		
Tue 25-Jun-24	237	9	217	10	0	0	1	0	0	0	0	0	0	0		
Wed 26-Jun-24	224	7	210	6	0	1	0	0	0	0	0	0	0	0		
Thu 27-Jun-24	239	4	223	12	0	0	0	0	0	0	0	0	0	0		
Fri 28-Jun-24	225	1	213	10	0	0	0	1	0	0	0	0	0	0		
Sat 29-Jun-24	201	4	192	4	0	0	1	0	0	0	0	0	0	0		
Sun 30-Jun-24	199	4	193	2	0	0	0	0	0	0	0	0	0	0		
Mon 01-Jul-24	225	1	216	7	0	0	1	0	0	0	0	0	0	0		
Tue 02-Jul-24	215	2	208	2	0	0	2	0	1	0	0	0	0	0		

13513 FELIXSTOWE Site No: 13513002 Location Site 2 - Bloomfield Rd, Felixstowe (l/c opp #7)
 Wed 19-Jun-24 to Tue 02-Jul-24 Channel: Westbound

TIME PERIOD	TOTAL VEHICLES	MOTOR-CYCLES	CARS OR CAR-BASED LGV	LIGHT GOODS VEHICLES	BUSES	TWO AXLE, SIX TYRE, RIGID/ BUSES	THREE AXLE RIGID	FOUR OR MORE AXLE RIGID	FOUR OR LESS AXLE ARTIC	FIVE AXLE ARTIC	SIX OR MORE AXLE ARTIC	FIVE OR LESS AXLE MULTI-TRAILER ARTIC	SIX AXLE MULTI-TRAILER ARTIC	SEVEN OR MORE AXLE ARTIC
-------------	----------------	--------------	-----------------------	----------------------	-------	----------------------------------	------------------	-------------------------	-------------------------	-----------------	------------------------	---------------------------------------	------------------------------	--------------------------

Total Vehicles														
[--]	3059	68	2898	83	0	1	6	1	2	0	0	0	0	0



13513 FELIXSTOWE										
JUNE 2024										
Site	Location	Direction	Start Date	End Date	Posted Speed Limit (PSL)	Total Vehicles	5 Day Ave.	7 Day Ave.	85%ile Speed	Mean Speed
Site No: 13513003	Site 3 - Walton Hall Drive, Felixstowe l/c opp #10 51.973189, 1.330574	Channel: Northbound	Wed 19-Jun-24	Tue 02-Jul-24	20	3635	276	260	20.8	16.7
		Channel: Southbound	Wed 19-Jun-24	Tue 02-Jul-24		4148	313	297	21.4	17.5

13513		FELIXSTOWE				Site No: 13513003	Location Site 3 - Walton Hall Drive, Felixstowe l/c opp #10								
Wed 19-Jun-24 to Tue 02-Jul-24						Channel: Northbound									
TIME PERIOD	TOTAL VEHICLES	MOTOR-CYCLES	CARS OR CAR-BASED LGV	LIGHT GOODS VEHICLES	BUSES	TWO AXLE, SIX TYRE, RIGID/ BUSES	THREE AXLE RIGID	FOUR OR MORE AXLE RIGID	FOUR OR LESS AXLE ARTIC	FIVE AXLE ARTIC	SIX OR MORE AXLE ARTIC	FIVE OR LESS AXLE MULTI-TRAILER ARTIC	SIX AXLE MULTI-TRAILER ARTIC	SEVEN OR MORE AXLE ARTIC	
Wed 19-Jun-24															
00:00	0	0	0	0	0	0	0	0	0	0	0	0	0	0	
01:00	0	0	0	0	0	0	0	0	0	0	0	0	0	0	
02:00	0	0	0	0	0	0	0	0	0	0	0	0	0	0	
03:00	2	1	1	0	0	0	0	0	0	0	0	0	0	0	
04:00	3	0	3	0	0	0	0	0	0	0	0	0	0	0	
05:00	4	0	4	0	0	0	0	0	0	0	0	0	0	0	
06:00	9	0	8	1	0	0	0	0	0	0	0	0	0	0	
07:00	24	2	22	0	0	0	0	0	0	0	0	0	0	0	
08:00	52	4	48	0	0	0	0	0	0	0	0	0	0	0	
09:00	17	0	17	0	0	0	0	0	0	0	0	0	0	0	
10:00	10	0	9	1	0	0	0	0	0	0	0	0	0	0	
11:00	6	0	6	0	0	0	0	0	0	0	0	0	0	0	
12:00	5	0	4	1	0	0	0	0	0	0	0	0	0	0	
13:00	12	0	11	1	0	0	0	0	0	0	0	0	0	0	
14:00	12	1	11	0	0	0	0	0	0	0	0	0	0	0	
15:00	27	12	13	2	0	0	0	0	0	0	0	0	0	0	
16:00	15	3	12	0	0	0	0	0	0	0	0	0	0	0	
17:00	27	4	23	0	0	0	0	0	0	0	0	0	0	0	
18:00	9	0	8	1	0	0	0	0	0	0	0	0	0	0	
19:00	10	2	8	0	0	0	0	0	0	0	0	0	0	0	
20:00	8	1	7	0	0	0	0	0	0	0	0	0	0	0	
21:00	1	0	1	0	0	0	0	0	0	0	0	0	0	0	
22:00	5	1	4	0	0	0	0	0	0	0	0	0	0	0	
23:00	1	0	1	0	0	0	0	0	0	0	0	0	0	0	
12H,7-19	216	26	184	6	0	0	0	0	0	0	0	0	0	0	
16H,6-22	244	29	208	7	0	0	0	0	0	0	0	0	0	0	
18H,6-24	250	30	213	7	0	0	0	0	0	0	0	0	0	0	
24H,0-24	259	31	221	7	0	0	0	0	0	0	0	0	0	0	

13513		FELIXSTOWE				Site No: 13513003	Location Site 3 - Walton Hall Drive, Felixstowe l/c opp #10								
Wed 19-Jun-24 to Tue 02-Jul-24						Channel: Northbound									
TIME PERIOD	TOTAL VEHICLES	MOTOR-CYCLES	CARS OR CAR-BASED LGV	LIGHT GOODS VEHICLES	BUSES	TWO AXLE, SIX TYRE, RIGID/ BUSES	THREE AXLE RIGID	FOUR OR MORE AXLE RIGID	FOUR OR LESS AXLE ARTIC	FIVE AXLE ARTIC	SIX OR MORE AXLE ARTIC	FIVE OR LESS AXLE MULTI-TRAILER ARTIC	SIX AXLE MULTI-TRAILER ARTIC	SEVEN OR MORE AXLE ARTIC	
Thu 20-Jun-24															
00:00	2	0	2	0	0	0	0	0	0	0	0	0	0	0	
01:00	0	0	0	0	0	0	0	0	0	0	0	0	0	0	
02:00	0	0	0	0	0	0	0	0	0	0	0	0	0	0	
03:00	2	1	1	0	0	0	0	0	0	0	0	0	0	0	
04:00	2	0	2	0	0	0	0	0	0	0	0	0	0	0	
05:00	2	0	2	0	0	0	0	0	0	0	0	0	0	0	
06:00	12	0	11	1	0	0	0	0	0	0	0	0	0	0	
07:00	30	4	25	1	0	0	0	0	0	0	0	0	0	0	
08:00	50	3	46	1	0	0	0	0	0	0	0	0	0	0	
09:00	11	2	9	0	0	0	0	0	0	0	0	0	0	0	
10:00	6	0	6	0	0	0	0	0	0	0	0	0	0	0	
11:00	13	1	11	1	0	0	0	0	0	0	0	0	0	0	
12:00	9	1	8	0	0	0	0	0	0	0	0	0	0	0	
13:00	11	1	10	0	0	0	0	0	0	0	0	0	0	0	
14:00	18	0	17	1	0	0	0	0	0	0	0	0	0	0	
15:00	22	3	16	3	0	0	0	0	0	0	0	0	0	0	
16:00	25	1	23	1	0	0	0	0	0	0	0	0	0	0	
17:00	15	2	12	1	0	0	0	0	0	0	0	0	0	0	
18:00	13	2	11	0	0	0	0	0	0	0	0	0	0	0	
19:00	25	1	22	2	0	0	0	0	0	0	0	0	0	0	
20:00	5	0	5	0	0	0	0	0	0	0	0	0	0	0	
21:00	7	2	5	0	0	0	0	0	0	0	0	0	0	0	
22:00	5	1	4	0	0	0	0	0	0	0	0	0	0	0	
23:00	1	0	1	0	0	0	0	0	0	0	0	0	0	0	
12H,7-19	223	20	194	9	0	0	0	0	0	0	0	0	0	0	
16H,6-22	272	23	237	12	0	0	0	0	0	0	0	0	0	0	
18H,6-24	278	24	242	12	0	0	0	0	0	0	0	0	0	0	
24H,0-24	286	25	249	12	0	0	0	0	0	0	0	0	0	0	

13513		FELIXSTOWE				Site No: 13513003	Location Site 3 - Walton Hall Drive, Felixstowe l/c opp #10								
Wed 19-Jun-24 to Tue 02-Jul-24						Channel: Northbound									
TIME PERIOD	TOTAL VEHICLES	MOTOR-CYCLES	CARS OR CAR-BASED LGV	LIGHT GOODS VEHICLES	BUSES	TWO AXLE, SIX TYRE, RIGID/ BUSES	THREE AXLE RIGID	FOUR OR MORE AXLE RIGID	FOUR OR LESS AXLE ARTIC	FIVE AXLE ARTIC	SIX OR MORE AXLE ARTIC	FIVE OR LESS AXLE MULTI-TRAILER ARTIC	SIX AXLE MULTI-TRAILER ARTIC	SEVEN OR MORE AXLE ARTIC	
Fri 21-Jun-24															
00:00	3	0	3	0	0	0	0	0	0	0	0	0	0	0	
01:00	1	0	0	1	0	0	0	0	0	0	0	0	0	0	
02:00	0	0	0	0	0	0	0	0	0	0	0	0	0	0	
03:00	2	2	0	0	0	0	0	0	0	0	0	0	0	0	
04:00	1	0	1	0	0	0	0	0	0	0	0	0	0	0	
05:00	6	0	6	0	0	0	0	0	0	0	0	0	0	0	
06:00	9	0	8	1	0	0	0	0	0	0	0	0	0	0	
07:00	24	2	22	0	0	0	0	0	0	0	0	0	0	0	
08:00	53	3	49	1	0	0	0	0	0	0	0	0	0	0	
09:00	13	0	13	0	0	0	0	0	0	0	0	0	0	0	
10:00	11	0	10	0	0	0	1	0	0	0	0	0	0	0	
11:00	13	3	10	0	0	0	0	0	0	0	0	0	0	0	
12:00	16	1	13	2	0	0	0	0	0	0	0	0	0	0	
13:00	19	0	19	0	0	0	0	0	0	0	0	0	0	0	
14:00	16	1	15	0	0	0	0	0	0	0	0	0	0	0	
15:00	23	2	21	0	0	0	0	0	0	0	0	0	0	0	
16:00	20	0	19	1	0	0	0	0	0	0	0	0	0	0	
17:00	12	1	11	0	0	0	0	0	0	0	0	0	0	0	
18:00	15	3	12	0	0	0	0	0	0	0	0	0	0	0	
19:00	13	2	11	0	0	0	0	0	0	0	0	0	0	0	
20:00	13	2	11	0	0	0	0	0	0	0	0	0	0	0	
21:00	5	1	4	0	0	0	0	0	0	0	0	0	0	0	
22:00	5	1	4	0	0	0	0	0	0	0	0	0	0	0	
23:00	1	0	1	0	0	0	0	0	0	0	0	0	0	0	
12H,7-19	235	16	214	4	0	0	1	0	0	0	0	0	0	0	
16H,6-22	275	21	248	5	0	0	1	0	0	0	0	0	0	0	
18H,6-24	281	22	253	5	0	0	1	0	0	0	0	0	0	0	
24H,0-24	294	24	263	6	0	0	1	0	0	0	0	0	0	0	

13513		FELIXSTOWE				Site No: 13513003	Location Site 3 - Walton Hall Drive, Felixstowe l/c opp #10								
Wed 19-Jun-24 to Tue 02-Jul-24						Channel: Northbound									
TIME PERIOD	TOTAL VEHICLES	MOTOR-CYCLES	CARS OR CAR-BASED LGV	LIGHT GOODS VEHICLES	BUSES	TWO AXLE, SIX TYRE, RIGID/ BUSES	THREE AXLE RIGID	FOUR OR MORE AXLE RIGID	FOUR OR LESS AXLE ARTIC	FIVE AXLE ARTIC	SIX OR MORE AXLE ARTIC	FIVE OR LESS AXLE MULTI-TRAILER ARTIC	SIX AXLE MULTI-TRAILER ARTIC	SEVEN OR MORE AXLE ARTIC	
Sat 22-Jun-24															
00:00	3	0	3	0	0	0	0	0	0	0	0	0	0	0	
01:00	2	0	2	0	0	0	0	0	0	0	0	0	0	0	
02:00	0	0	0	0	0	0	0	0	0	0	0	0	0	0	
03:00	1	0	1	0	0	0	0	0	0	0	0	0	0	0	
04:00	0	0	0	0	0	0	0	0	0	0	0	0	0	0	
05:00	2	0	2	0	0	0	0	0	0	0	0	0	0	0	
06:00	3	0	3	0	0	0	0	0	0	0	0	0	0	0	
07:00	4	0	4	0	0	0	0	0	0	0	0	0	0	0	
08:00	19	0	18	1	0	0	0	0	0	0	0	0	0	0	
09:00	8	0	8	0	0	0	0	0	0	0	0	0	0	0	
10:00	21	1	20	0	0	0	0	0	0	0	0	0	0	0	
11:00	13	0	11	2	0	0	0	0	0	0	0	0	0	0	
12:00	19	0	19	0	0	0	0	0	0	0	0	0	0	0	
13:00	14	0	14	0	0	0	0	0	0	0	0	0	0	0	
14:00	17	0	17	0	0	0	0	0	0	0	0	0	0	0	
15:00	17	0	17	0	0	0	0	0	0	0	0	0	0	0	
16:00	20	1	18	1	0	0	0	0	0	0	0	0	0	0	
17:00	17	0	16	1	0	0	0	0	0	0	0	0	0	0	
18:00	14	1	12	1	0	0	0	0	0	0	0	0	0	0	
19:00	13	0	12	1	0	0	0	0	0	0	0	0	0	0	
20:00	10	1	9	0	0	0	0	0	0	0	0	0	0	0	
21:00	12	1	9	2	0	0	0	0	0	0	0	0	0	0	
22:00	11	1	10	0	0	0	0	0	0	0	0	0	0	0	
23:00	1	0	1	0	0	0	0	0	0	0	0	0	0	0	
12H,7-19	183	3	174	6	0	0	0	0	0	0	0	0	0	0	
16H,6-22	221	5	207	9	0	0	0	0	0	0	0	0	0	0	
18H,6-24	233	6	218	9	0	0	0	0	0	0	0	0	0	0	
24H,0-24	241	6	226	9	0	0	0	0	0	0	0	0	0	0	

13513		FELIXSTOWE				Site No: 13513003	Location Site 3 - Walton Hall Drive, Felixstowe l/c opp #10								
Wed 19-Jun-24 to Tue 02-Jul-24						Channel: Northbound									
TIME PERIOD	TOTAL VEHICLES	MOTOR-CYCLES	CARS OR CAR-BASED LGV	LIGHT GOODS VEHICLES	BUSES	TWO AXLE, SIX TYRE, RIGID/ BUSES	THREE AXLE RIGID	FOUR OR MORE AXLE RIGID	FOUR OR LESS AXLE ARTIC	FIVE AXLE ARTIC	SIX OR MORE AXLE ARTIC	FIVE OR LESS AXLE MULTI-TRAILER ARTIC	SIX AXLE MULTI-TRAILER ARTIC	SEVEN OR MORE AXLE ARTIC	
Sun 23-Jun-24															
00:00	3	0	3	0	0	0	0	0	0	0	0	0	0	0	
01:00	3	0	3	0	0	0	0	0	0	0	0	0	0	0	
02:00	1	0	1	0	0	0	0	0	0	0	0	0	0	0	
03:00	0	0	0	0	0	0	0	0	0	0	0	0	0	0	
04:00	0	0	0	0	0	0	0	0	0	0	0	0	0	0	
05:00	0	0	0	0	0	0	0	0	0	0	0	0	0	0	
06:00	1	0	1	0	0	0	0	0	0	0	0	0	0	0	
07:00	4	1	3	0	0	0	0	0	0	0	0	0	0	0	
08:00	12	1	11	0	0	0	0	0	0	0	0	0	0	0	
09:00	18	0	17	1	0	0	0	0	0	0	0	0	0	0	
10:00	12	0	12	0	0	0	0	0	0	0	0	0	0	0	
11:00	20	2	17	1	0	0	0	0	0	0	0	0	0	0	
12:00	19	0	18	1	0	0	0	0	0	0	0	0	0	0	
13:00	18	2	15	1	0	0	0	0	0	0	0	0	0	0	
14:00	14	3	11	0	0	0	0	0	0	0	0	0	0	0	
15:00	13	1	12	0	0	0	0	0	0	0	0	0	0	0	
16:00	17	0	16	1	0	0	0	0	0	0	0	0	0	0	
17:00	13	0	12	1	0	0	0	0	0	0	0	0	0	0	
18:00	6	0	4	2	0	0	0	0	0	0	0	0	0	0	
19:00	7	0	7	0	0	0	0	0	0	0	0	0	0	0	
20:00	8	1	7	0	0	0	0	0	0	0	0	0	0	0	
21:00	6	0	5	1	0	0	0	0	0	0	0	0	0	0	
22:00	4	0	4	0	0	0	0	0	0	0	0	0	0	0	
23:00	1	0	1	0	0	0	0	0	0	0	0	0	0	0	
12H,7-19	166	10	148	8	0	0	0	0	0	0	0	0	0	0	
16H,6-22	188	11	168	9	0	0	0	0	0	0	0	0	0	0	
18H,6-24	193	11	173	9	0	0	0	0	0	0	0	0	0	0	
24H,0-24	200	11	180	9	0	0	0	0	0	0	0	0	0	0	

13513		FELIXSTOWE				Site No: 13513003	Location Site 3 - Walton Hall Drive, Felixstowe l/c opp #10								
Wed 19-Jun-24 to Tue 02-Jul-24						Channel: Northbound									
TIME PERIOD	TOTAL VEHICLES	MOTOR-CYCLES	CARS OR CAR-BASED LGV	LIGHT GOODS VEHICLES	BUSES	TWO AXLE, SIX TYRE, RIGID/ BUSES	THREE AXLE RIGID	FOUR OR MORE AXLE RIGID	FOUR OR LESS AXLE ARTIC	FIVE AXLE ARTIC	SIX OR MORE AXLE ARTIC	FIVE OR LESS AXLE MULTI-TRAILER ARTIC	SIX AXLE MULTI-TRAILER ARTIC	SEVEN OR MORE AXLE ARTIC	
Mon 24-Jun-24															
00:00	3	0	2	1	0	0	0	0	0	0	0	0	0	0	
01:00	0	0	0	0	0	0	0	0	0	0	0	0	0	0	
02:00	1	1	0	0	0	0	0	0	0	0	0	0	0	0	
03:00	0	0	0	0	0	0	0	0	0	0	0	0	0	0	
04:00	1	0	1	0	0	0	0	0	0	0	0	0	0	0	
05:00	8	0	7	1	0	0	0	0	0	0	0	0	0	0	
06:00	9	0	9	0	0	0	0	0	0	0	0	0	0	0	
07:00	21	2	18	1	0	0	0	0	0	0	0	0	0	0	
08:00	45	3	42	0	0	0	0	0	0	0	0	0	0	0	
09:00	8	0	8	0	0	0	0	0	0	0	0	0	0	0	
10:00	9	0	8	1	0	0	0	0	0	0	0	0	0	0	
11:00	12	0	12	0	0	0	0	0	0	0	0	0	0	0	
12:00	11	0	10	1	0	0	0	0	0	0	0	0	0	0	
13:00	11	0	10	1	0	0	0	0	0	0	0	0	0	0	
14:00	10	1	9	0	0	0	0	0	0	0	0	0	0	0	
15:00	19	1	17	1	0	0	0	0	0	0	0	0	0	0	
16:00	14	2	12	0	0	0	0	0	0	0	0	0	0	0	
17:00	15	1	14	0	0	0	0	0	0	0	0	0	0	0	
18:00	24	1	21	2	0	0	0	0	0	0	0	0	0	0	
19:00	8	0	8	0	0	0	0	0	0	0	0	0	0	0	
20:00	10	4	6	0	0	0	0	0	0	0	0	0	0	0	
21:00	2	1	1	0	0	0	0	0	0	0	0	0	0	0	
22:00	3	1	2	0	0	0	0	0	0	0	0	0	0	0	
23:00	1	0	1	0	0	0	0	0	0	0	0	0	0	0	
12H,7-19	199	11	181	7	0	0	0	0	0	0	0	0	0	0	
16H,6-22	228	16	205	7	0	0	0	0	0	0	0	0	0	0	
18H,6-24	232	17	208	7	0	0	0	0	0	0	0	0	0	0	
24H,0-24	245	18	218	9	0	0	0	0	0	0	0	0	0	0	

13513		FELIXSTOWE				Site No: 13513003	Location Site 3 - Walton Hall Drive, Felixstowe l/c opp #10								
Wed 19-Jun-24 to Tue 02-Jul-24						Channel: Northbound									
TIME PERIOD	TOTAL VEHICLES	MOTOR-CYCLES	CARS OR CAR-BASED LGV	LIGHT GOODS VEHICLES	BUSES	TWO AXLE, SIX TYRE, RIGID/ BUSES	THREE AXLE RIGID	FOUR OR MORE AXLE RIGID	FOUR OR LESS AXLE ARTIC	FIVE AXLE ARTIC	SIX OR MORE AXLE ARTIC	FIVE OR LESS AXLE MULTI-TRAILER ARTIC	SIX AXLE MULTI-TRAILER ARTIC	SEVEN OR MORE AXLE ARTIC	
Tue 25-Jun-24															
00:00	0	0	0	0	0	0	0	0	0	0	0	0	0	0	
01:00	0	0	0	0	0	0	0	0	0	0	0	0	0	0	
02:00	0	0	0	0	0	0	0	0	0	0	0	0	0	0	
03:00	1	1	0	0	0	0	0	0	0	0	0	0	0	0	
04:00	1	0	1	0	0	0	0	0	0	0	0	0	0	0	
05:00	5	0	5	0	0	0	0	0	0	0	0	0	0	0	
06:00	11	0	10	1	0	0	0	0	0	0	0	0	0	0	
07:00	28	1	26	1	0	0	0	0	0	0	0	0	0	0	
08:00	41	5	36	0	0	0	0	0	0	0	0	0	0	0	
09:00	16	1	14	1	0	0	0	0	0	0	0	0	0	0	
10:00	15	1	13	1	0	0	0	0	0	0	0	0	0	0	
11:00	14	1	11	2	0	0	0	0	0	0	0	0	0	0	
12:00	17	1	15	1	0	0	0	0	0	0	0	0	0	0	
13:00	8	0	6	2	0	0	0	0	0	0	0	0	0	0	
14:00	11	0	11	0	0	0	0	0	0	0	0	0	0	0	
15:00	20	0	20	0	0	0	0	0	0	0	0	0	0	0	
16:00	21	3	18	0	0	0	0	0	0	0	0	0	0	0	
17:00	19	4	15	0	0	0	0	0	0	0	0	0	0	0	
18:00	18	2	16	0	0	0	0	0	0	0	0	0	0	0	
19:00	7	3	4	0	0	0	0	0	0	0	0	0	0	0	
20:00	9	0	9	0	0	0	0	0	0	0	0	0	0	0	
21:00	5	1	4	0	0	0	0	0	0	0	0	0	0	0	
22:00	8	1	7	0	0	0	0	0	0	0	0	0	0	0	
23:00	3	0	3	0	0	0	0	0	0	0	0	0	0	0	
12H,7-19	228	19	201	8	0	0	0	0	0	0	0	0	0	0	
16H,6-22	260	23	228	9	0	0	0	0	0	0	0	0	0	0	
18H,6-24	271	24	238	9	0	0	0	0	0	0	0	0	0	0	
24H,0-24	278	25	244	9	0	0	0	0	0	0	0	0	0	0	

13513		FELIXSTOWE				Site No: 13513003	Location Site 3 - Walton Hall Drive, Felixstowe l/c opp #10								
Wed 19-Jun-24 to Tue 02-Jul-24						Channel: Northbound									
TIME PERIOD	TOTAL VEHICLES	MOTOR-CYCLES	CARS OR CAR-BASED LGV	LIGHT GOODS VEHICLES	BUSES	TWO AXLE, SIX TYRE, RIGID/ BUSES	THREE AXLE RIGID	FOUR OR MORE AXLE RIGID	FOUR OR LESS AXLE ARTIC	FIVE AXLE ARTIC	SIX OR MORE AXLE ARTIC	FIVE OR LESS AXLE MULTI-TRAILER ARTIC	SIX AXLE MULTI-TRAILER ARTIC	SEVEN OR MORE AXLE ARTIC	
Wed 26-Jun-24															
00:00	1	0	1	0	0	0	0	0	0	0	0	0	0	0	
01:00	0	0	0	0	0	0	0	0	0	0	0	0	0	0	
02:00	1	1	0	0	0	0	0	0	0	0	0	0	0	0	
03:00	0	0	0	0	0	0	0	0	0	0	0	0	0	0	
04:00	1	0	1	0	0	0	0	0	0	0	0	0	0	0	
05:00	4	0	4	0	0	0	0	0	0	0	0	0	0	0	
06:00	7	0	6	1	0	0	0	0	0	0	0	0	0	0	
07:00	26	2	23	1	0	0	0	0	0	0	0	0	0	0	
08:00	48	4	44	0	0	0	0	0	0	0	0	0	0	0	
09:00	13	0	13	0	0	0	0	0	0	0	0	0	0	0	
10:00	7	0	6	1	0	0	0	0	0	0	0	0	0	0	
11:00	8	1	6	1	0	0	0	0	0	0	0	0	0	0	
12:00	15	0	14	0	0	1	0	0	0	0	0	0	0	0	
13:00	18	1	15	2	0	0	0	0	0	0	0	0	0	0	
14:00	14	0	14	0	0	0	0	0	0	0	0	0	0	0	
15:00	15	2	13	0	0	0	0	0	0	0	0	0	0	0	
16:00	17	2	15	0	0	0	0	0	0	0	0	0	0	0	
17:00	21	4	17	0	0	0	0	0	0	0	0	0	0	0	
18:00	14	1	13	0	0	0	0	0	0	0	0	0	0	0	
19:00	13	2	10	1	0	0	0	0	0	0	0	0	0	0	
20:00	6	1	5	0	0	0	0	0	0	0	0	0	0	0	
21:00	4	1	2	1	0	0	0	0	0	0	0	0	0	0	
22:00	8	1	7	0	0	0	0	0	0	0	0	0	0	0	
23:00	0	0	0	0	0	0	0	0	0	0	0	0	0	0	
12H,7-19	216	17	193	5	0	1	0	0	0	0	0	0	0	0	
16H,6-22	246	21	216	8	0	1	0	0	0	0	0	0	0	0	
18H,6-24	254	22	223	8	0	1	0	0	0	0	0	0	0	0	
24H,0-24	261	23	229	8	0	1	0	0	0	0	0	0	0	0	

13513		FELIXSTOWE				Site No: 13513003	Location Site 3 - Walton Hall Drive, Felixstowe l/c opp #10								
Wed 19-Jun-24 to Tue 02-Jul-24						Channel: Northbound									
TIME PERIOD	TOTAL VEHICLES	MOTOR-CYCLES	CARS OR CAR-BASED LGV	LIGHT GOODS VEHICLES	BUSES	TWO AXLE, SIX TYRE, RIGID/ BUSES	THREE AXLE RIGID	FOUR OR MORE AXLE RIGID	FOUR OR LESS AXLE ARTIC	FIVE AXLE ARTIC	SIX OR MORE AXLE ARTIC	FIVE OR LESS AXLE MULTI-TRAILER ARTIC	SIX AXLE MULTI-TRAILER ARTIC	SEVEN OR MORE AXLE ARTIC	
Thu 27-Jun-24															
00:00	0	0	0	0	0	0	0	0	0	0	0	0	0	0	
01:00	0	0	0	0	0	0	0	0	0	0	0	0	0	0	
02:00	0	0	0	0	0	0	0	0	0	0	0	0	0	0	
03:00	2	1	1	0	0	0	0	0	0	0	0	0	0	0	
04:00	2	0	2	0	0	0	0	0	0	0	0	0	0	0	
05:00	5	0	5	0	0	0	0	0	0	0	0	0	0	0	
06:00	14	0	13	1	0	0	0	0	0	0	0	0	0	0	
07:00	28	2	23	3	0	0	0	0	0	0	0	0	0	0	
08:00	51	4	47	0	0	0	0	0	0	0	0	0	0	0	
09:00	18	1	16	1	0	0	0	0	0	0	0	0	0	0	
10:00	11	1	9	1	0	0	0	0	0	0	0	0	0	0	
11:00	12	0	12	0	0	0	0	0	0	0	0	0	0	0	
12:00	13	2	9	2	0	0	0	0	0	0	0	0	0	0	
13:00	16	1	13	2	0	0	0	0	0	0	0	0	0	0	
14:00	17	0	14	3	0	0	0	0	0	0	0	0	0	0	
15:00	17	3	14	0	0	0	0	0	0	0	0	0	0	0	
16:00	13	0	12	1	0	0	0	0	0	0	0	0	0	0	
17:00	19	7	11	1	0	0	0	0	0	0	0	0	0	0	
18:00	15	1	12	2	0	0	0	0	0	0	0	0	0	0	
19:00	8	2	6	0	0	0	0	0	0	0	0	0	0	0	
20:00	8	0	8	0	0	0	0	0	0	0	0	0	0	0	
21:00	5	1	4	0	0	0	0	0	0	0	0	0	0	0	
22:00	4	0	4	0	0	0	0	0	0	0	0	0	0	0	
23:00	6	0	6	0	0	0	0	0	0	0	0	0	0	0	
12H,7-19	230	22	192	16	0	0	0	0	0	0	0	0	0	0	
16H,6-22	265	25	223	17	0	0	0	0	0	0	0	0	0	0	
18H,6-24	275	25	233	17	0	0	0	0	0	0	0	0	0	0	
24H,0-24	284	26	241	17	0	0	0	0	0	0	0	0	0	0	

13513		FELIXSTOWE				Site No: 13513003	Location Site 3 - Walton Hall Drive, Felixstowe l/c opp #10								
Wed 19-Jun-24 to Tue 02-Jul-24						Channel: Northbound									
TIME PERIOD	TOTAL VEHICLES	MOTOR-CYCLES	CARS OR CAR-BASED LGV	LIGHT GOODS VEHICLES	BUSES	TWO AXLE, SIX TYRE, RIGID/ BUSES	THREE AXLE RIGID	FOUR OR MORE AXLE RIGID	FOUR OR LESS AXLE ARTIC	FIVE AXLE ARTIC	SIX OR MORE AXLE ARTIC	FIVE OR LESS AXLE MULTI-TRAILER ARTIC	SIX AXLE MULTI-TRAILER ARTIC	SEVEN OR MORE AXLE ARTIC	
Fri 28-Jun-24															
00:00	1	0	0	1	0	0	0	0	0	0	0	0	0	0	
01:00	2	0	2	0	0	0	0	0	0	0	0	0	0	0	
02:00	1	0	1	0	0	0	0	0	0	0	0	0	0	0	
03:00	1	0	1	0	0	0	0	0	0	0	0	0	0	0	
04:00	1	0	1	0	0	0	0	0	0	0	0	0	0	0	
05:00	5	0	4	1	0	0	0	0	0	0	0	0	0	0	
06:00	9	0	9	0	0	0	0	0	0	0	0	0	0	0	
07:00	20	0	19	1	0	0	0	0	0	0	0	0	0	0	
08:00	35	2	33	0	0	0	0	0	0	0	0	0	0	0	
09:00	19	2	17	0	0	0	0	0	0	0	0	0	0	0	
10:00	15	2	13	0	0	0	0	0	0	0	0	0	0	0	
11:00	16	1	15	0	0	0	0	0	0	0	0	0	0	0	
12:00	21	0	21	0	0	0	0	0	0	0	0	0	0	0	
13:00	15	0	15	0	0	0	0	0	0	0	0	0	0	0	
14:00	15	2	13	0	0	0	0	0	0	0	0	0	0	0	
15:00	15	1	14	0	0	0	0	0	0	0	0	0	0	0	
16:00	22	3	19	0	0	0	0	0	0	0	0	0	0	0	
17:00	27	1	25	1	0	0	0	0	0	0	0	0	0	0	
18:00	19	1	17	1	0	0	0	0	0	0	0	0	0	0	
19:00	17	2	15	0	0	0	0	0	0	0	0	0	0	0	
20:00	10	0	10	0	0	0	0	0	0	0	0	0	0	0	
21:00	9	0	9	0	0	0	0	0	0	0	0	0	0	0	
22:00	5	1	4	0	0	0	0	0	0	0	0	0	0	0	
23:00	3	0	3	0	0	0	0	0	0	0	0	0	0	0	
12H,7-19	239	15	221	3	0	0	0	0	0	0	0	0	0	0	
16H,6-22	284	17	264	3	0	0	0	0	0	0	0	0	0	0	
18H,6-24	292	18	271	3	0	0	0	0	0	0	0	0	0	0	
24H,0-24	303	18	280	5	0	0	0	0	0	0	0	0	0	0	

13513		FELIXSTOWE				Site No: 13513003	Location Site 3 - Walton Hall Drive, Felixstowe l/c opp #10								
Wed 19-Jun-24 to Tue 02-Jul-24						Channel: Northbound									
TIME PERIOD	TOTAL VEHICLES	MOTOR-CYCLES	CARS OR CAR-BASED LGV	LIGHT GOODS VEHICLES	BUSES	TWO AXLE, SIX TYRE, RIGID/ BUSES	THREE AXLE RIGID	FOUR OR MORE AXLE RIGID	FOUR OR LESS AXLE ARTIC	FIVE AXLE ARTIC	SIX OR MORE AXLE ARTIC	FIVE OR LESS AXLE MULTI-TRAILER ARTIC	SIX AXLE MULTI-TRAILER ARTIC	SEVEN OR MORE AXLE ARTIC	
Sat 29-Jun-24															
00:00	1	0	1	0	0	0	0	0	0	0	0	0	0	0	
01:00	1	0	1	0	0	0	0	0	0	0	0	0	0	0	
02:00	3	0	3	0	0	0	0	0	0	0	0	0	0	0	
03:00	0	0	0	0	0	0	0	0	0	0	0	0	0	0	
04:00	3	0	3	0	0	0	0	0	0	0	0	0	0	0	
05:00	1	0	1	0	0	0	0	0	0	0	0	0	0	0	
06:00	3	0	3	0	0	0	0	0	0	0	0	0	0	0	
07:00	4	0	4	0	0	0	0	0	0	0	0	0	0	0	
08:00	11	0	10	1	0	0	0	0	0	0	0	0	0	0	
09:00	16	1	14	0	0	0	1	0	0	0	0	0	0	0	
10:00	21	1	20	0	0	0	0	0	0	0	0	0	0	0	
11:00	21	2	19	0	0	0	0	0	0	0	0	0	0	0	
12:00	17	3	14	0	0	0	0	0	0	0	0	0	0	0	
13:00	12	0	12	0	0	0	0	0	0	0	0	0	0	0	
14:00	15	0	15	0	0	0	0	0	0	0	0	0	0	0	
15:00	18	0	15	3	0	0	0	0	0	0	0	0	0	0	
16:00	15	1	14	0	0	0	0	0	0	0	0	0	0	0	
17:00	16	0	16	0	0	0	0	0	0	0	0	0	0	0	
18:00	18	2	16	0	0	0	0	0	0	0	0	0	0	0	
19:00	16	0	14	2	0	0	0	0	0	0	0	0	0	0	
20:00	14	0	14	0	0	0	0	0	0	0	0	0	0	0	
21:00	9	1	8	0	0	0	0	0	0	0	0	0	0	0	
22:00	3	0	3	0	0	0	0	0	0	0	0	0	0	0	
23:00	3	0	3	0	0	0	0	0	0	0	0	0	0	0	
12H,7-19	184	10	169	4	0	0	1	0	0	0	0	0	0	0	
16H,6-22	226	11	208	6	0	0	1	0	0	0	0	0	0	0	
18H,6-24	232	11	214	6	0	0	1	0	0	0	0	0	0	0	
24H,0-24	241	11	223	6	0	0	1	0	0	0	0	0	0	0	

13513		FELIXSTOWE				Site No: 13513003	Location Site 3 - Walton Hall Drive, Felixstowe l/c opp #10								
Wed 19-Jun-24 to Tue 02-Jul-24						Channel: Northbound									
TIME PERIOD	TOTAL VEHICLES	MOTOR-CYCLES	CARS OR CAR-BASED LGV	LIGHT GOODS VEHICLES	BUSES	TWO AXLE, SIX TYRE, RIGID/ BUSES	THREE AXLE RIGID	FOUR OR MORE AXLE RIGID	FOUR OR LESS AXLE ARTIC	FIVE AXLE ARTIC	SIX OR MORE AXLE ARTIC	FIVE OR LESS AXLE MULTI-TRAILER ARTIC	SIX AXLE MULTI-TRAILER ARTIC	SEVEN OR MORE AXLE ARTIC	
Sun 30-Jun-24															
00:00	2	0	2	0	0	0	0	0	0	0	0	0	0	0	
01:00	1	0	1	0	0	0	0	0	0	0	0	0	0	0	
02:00	0	0	0	0	0	0	0	0	0	0	0	0	0	0	
03:00	1	0	1	0	0	0	0	0	0	0	0	0	0	0	
04:00	0	0	0	0	0	0	0	0	0	0	0	0	0	0	
05:00	1	0	1	0	0	0	0	0	0	0	0	0	0	0	
06:00	1	0	1	0	0	0	0	0	0	0	0	0	0	0	
07:00	4	0	4	0	0	0	0	0	0	0	0	0	0	0	
08:00	6	0	6	0	0	0	0	0	0	0	0	0	0	0	
09:00	17	0	16	1	0	0	0	0	0	0	0	0	0	0	
10:00	21	0	20	1	0	0	0	0	0	0	0	0	0	0	
11:00	17	0	16	1	0	0	0	0	0	0	0	0	0	0	
12:00	15	0	15	0	0	0	0	0	0	0	0	0	0	0	
13:00	19	0	19	0	0	0	0	0	0	0	0	0	0	0	
14:00	16	1	15	0	0	0	0	0	0	0	0	0	0	0	
15:00	14	2	12	0	0	0	0	0	0	0	0	0	0	0	
16:00	19	1	16	2	0	0	0	0	0	0	0	0	0	0	
17:00	10	0	10	0	0	0	0	0	0	0	0	0	0	0	
18:00	6	0	6	0	0	0	0	0	0	0	0	0	0	0	
19:00	13	0	13	0	0	0	0	0	0	0	0	0	0	0	
20:00	6	0	6	0	0	0	0	0	0	0	0	0	0	0	
21:00	4	0	3	1	0	0	0	0	0	0	0	0	0	0	
22:00	2	0	2	0	0	0	0	0	0	0	0	0	0	0	
23:00	2	0	2	0	0	0	0	0	0	0	0	0	0	0	
12H,7-19	164	4	155	5	0	0	0	0	0	0	0	0	0	0	
16H,6-22	188	4	178	6	0	0	0	0	0	0	0	0	0	0	
18H,6-24	192	4	182	6	0	0	0	0	0	0	0	0	0	0	
24H,0-24	197	4	187	6	0	0	0	0	0	0	0	0	0	0	

13513		FELIXSTOWE				Site No: 13513003	Location Site 3 - Walton Hall Drive, Felixstowe l/c opp #10								
Wed 19-Jun-24 to Tue 02-Jul-24						Channel: Northbound									
TIME PERIOD	TOTAL VEHICLES	MOTOR-CYCLES	CARS OR CAR-BASED LGV	LIGHT GOODS VEHICLES	BUSES	TWO AXLE, SIX TYRE, RIGID/ BUSES	THREE AXLE RIGID	FOUR OR MORE AXLE RIGID	FOUR OR LESS AXLE ARTIC	FIVE AXLE ARTIC	SIX OR MORE AXLE ARTIC	FIVE OR LESS AXLE MULTI-TRAILER ARTIC	SIX AXLE MULTI-TRAILER ARTIC	SEVEN OR MORE AXLE ARTIC	
Mon 01-Jul-24															
00:00	2	1	0	1	0	0	0	0	0	0	0	0	0	0	
01:00	0	0	0	0	0	0	0	0	0	0	0	0	0	0	
02:00	1	0	1	0	0	0	0	0	0	0	0	0	0	0	
03:00	1	0	1	0	0	0	0	0	0	0	0	0	0	0	
04:00	1	0	1	0	0	0	0	0	0	0	0	0	0	0	
05:00	6	0	6	0	0	0	0	0	0	0	0	0	0	0	
06:00	10	0	10	0	0	0	0	0	0	0	0	0	0	0	
07:00	25	3	22	0	0	0	0	0	0	0	0	0	0	0	
08:00	48	3	42	2	0	0	1	0	0	0	0	0	0	0	
09:00	11	1	9	1	0	0	0	0	0	0	0	0	0	0	
10:00	10	0	9	1	0	0	0	0	0	0	0	0	0	0	
11:00	13	0	13	0	0	0	0	0	0	0	0	0	0	0	
12:00	21	1	19	1	0	0	0	0	0	0	0	0	0	0	
13:00	12	0	11	1	0	0	0	0	0	0	0	0	0	0	
14:00	16	0	15	1	0	0	0	0	0	0	0	0	0	0	
15:00	29	2	26	1	0	0	0	0	0	0	0	0	0	0	
16:00	11	1	10	0	0	0	0	0	0	0	0	0	0	0	
17:00	18	3	15	0	0	0	0	0	0	0	0	0	0	0	
18:00	16	1	15	0	0	0	0	0	0	0	0	0	0	0	
19:00	9	0	9	0	0	0	0	0	0	0	0	0	0	0	
20:00	6	1	5	0	0	0	0	0	0	0	0	0	0	0	
21:00	3	1	2	0	0	0	0	0	0	0	0	0	0	0	
22:00	2	0	2	0	0	0	0	0	0	0	0	0	0	0	
23:00	0	0	0	0	0	0	0	0	0	0	0	0	0	0	
12H,7-19	230	15	206	8	0	0	1	0	0	0	0	0	0	0	
16H,6-22	258	17	232	8	0	0	1	0	0	0	0	0	0	0	
18H,6-24	260	17	234	8	0	0	1	0	0	0	0	0	0	0	
24H,0-24	271	18	243	9	0	0	1	0	0	0	0	0	0	0	

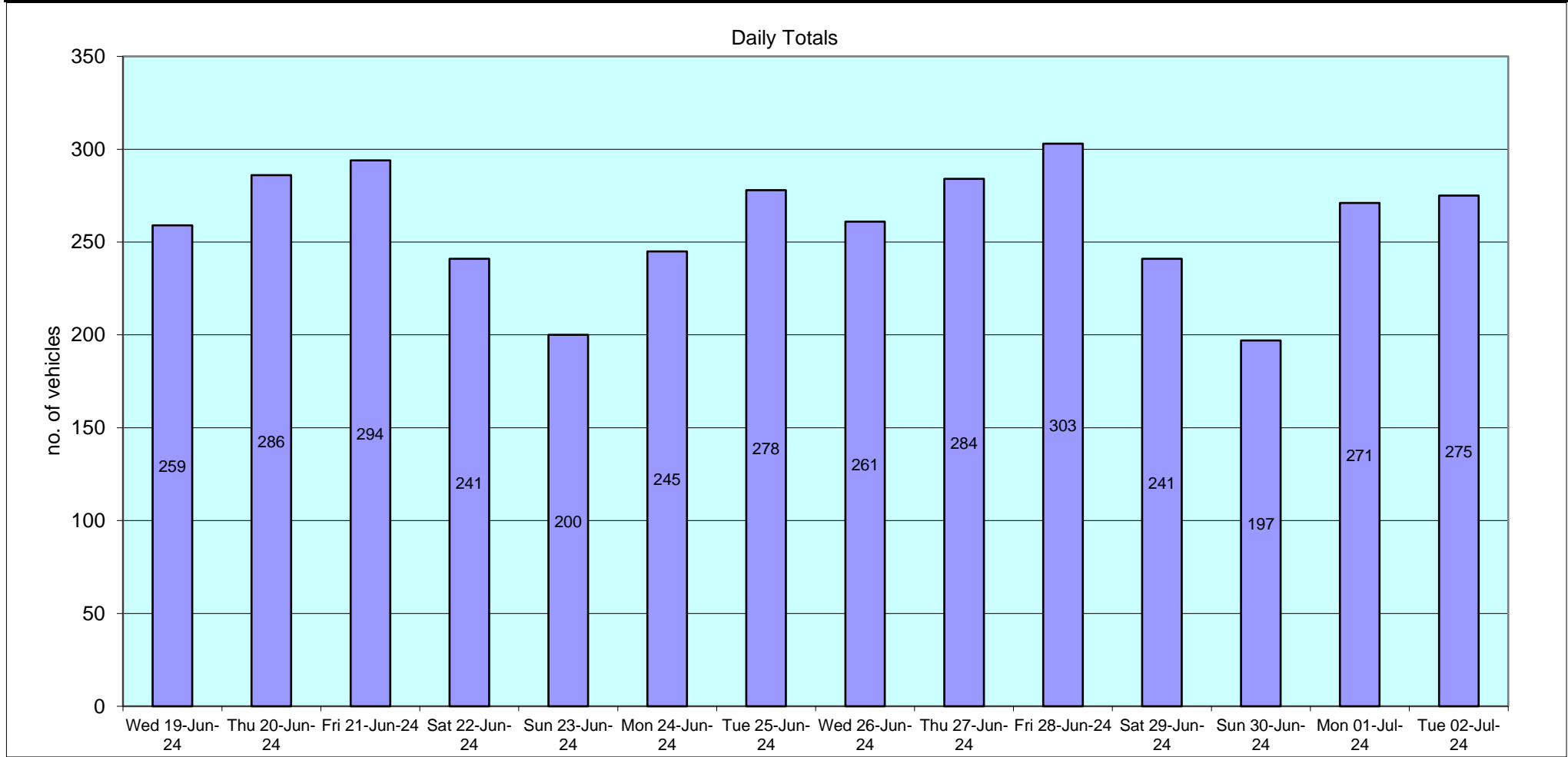
13513		FELIXSTOWE				Site No: 13513003	Location Site 3 - Walton Hall Drive, Felixstowe l/c opp #10								
Wed 19-Jun-24 to Tue 02-Jul-24						Channel: Northbound									
TIME PERIOD	TOTAL VEHICLES	MOTOR-CYCLES	CARS OR CAR-BASED LGV	LIGHT GOODS VEHICLES	BUSES	TWO AXLE, SIX TYRE, RIGID/ BUSES	THREE AXLE RIGID	FOUR OR MORE AXLE RIGID	FOUR OR LESS AXLE ARTIC	FIVE AXLE ARTIC	SIX OR MORE AXLE ARTIC	FIVE OR LESS AXLE MULTI-TRAILER ARTIC	SIX AXLE MULTI-TRAILER ARTIC	SEVEN OR MORE AXLE ARTIC	
Tue 02-Jul-24															
00:00	0	0	0	0	0	0	0	0	0	0	0	0	0	0	
01:00	1	0	1	0	0	0	0	0	0	0	0	0	0	0	
02:00	0	0	0	0	0	0	0	0	0	0	0	0	0	0	
03:00	2	1	1	0	0	0	0	0	0	0	0	0	0	0	
04:00	1	0	1	0	0	0	0	0	0	0	0	0	0	0	
05:00	5	0	5	0	0	0	0	0	0	0	0	0	0	0	
06:00	14	1	13	0	0	0	0	0	0	0	0	0	0	0	
07:00	24	2	22	0	0	0	0	0	0	0	0	0	0	0	
08:00	58	7	51	0	0	0	0	0	0	0	0	0	0	0	
09:00	18	1	17	0	0	0	0	0	0	0	0	0	0	0	
10:00	8	0	7	1	0	0	0	0	0	0	0	0	0	0	
11:00	14	0	13	1	0	0	0	0	0	0	0	0	0	0	
12:00	11	0	11	0	0	0	0	0	0	0	0	0	0	0	
13:00	8	0	7	1	0	0	0	0	0	0	0	0	0	0	
14:00	15	1	13	1	0	0	0	0	0	0	0	0	0	0	
15:00	28	2	26	0	0	0	0	0	0	0	0	0	0	0	
16:00	12	0	12	0	0	0	0	0	0	0	0	0	0	0	
17:00	24	5	19	0	0	0	0	0	0	0	0	0	0	0	
18:00	14	0	14	0	0	0	0	0	0	0	0	0	0	0	
19:00	7	1	6	0	0	0	0	0	0	0	0	0	0	0	
20:00	4	0	4	0	0	0	0	0	0	0	0	0	0	0	
21:00	5	0	4	1	0	0	0	0	0	0	0	0	0	0	
22:00	1	0	1	0	0	0	0	0	0	0	0	0	0	0	
23:00	1	0	1	0	0	0	0	0	0	0	0	0	0	0	
12H,7-19	234	18	212	4	0	0	0	0	0	0	0	0	0	0	
16H,6-22	264	20	239	5	0	0	0	0	0	0	0	0	0	0	
18H,6-24	266	20	241	5	0	0	0	0	0	0	0	0	0	0	
24H,0-24	275	21	249	5	0	0	0	0	0	0	0	0	0	0	

13513 FELIXSTOWE Site No: 13513003 Location Site 3 - Walton Hall Drive, Felixstowe l/c opp #10
 Wed 19-Jun-24 to Tue 02-Jul-24 Channel: Northbound

TIME PERIOD	TOTAL VEHICLES	MOTOR-CYCLES	CARS OR CAR-BASED LGV	LIGHT GOODS VEHICLES	BUSES	TWO AXLE, SIX TYRE, RIGID/ BUSES	THREE AXLE RIGID	FOUR OR MORE AXLE RIGID	FOUR OR LESS AXLE ARTIC	FIVE AXLE ARTIC	SIX OR MORE AXLE ARTIC	FIVE OR LESS AXLE MULTI-TRAILER ARTIC	SIX AXLE MULTI-TRAILER ARTIC	SEVEN OR MORE AXLE ARTIC
Daily Totals														
Wed 19-Jun-24	259	31	221	7	0	0	0	0	0	0	0	0	0	0
Thu 20-Jun-24	286	25	249	12	0	0	0	0	0	0	0	0	0	0
Fri 21-Jun-24	294	24	263	6	0	0	1	0	0	0	0	0	0	0
Sat 22-Jun-24	241	6	226	9	0	0	0	0	0	0	0	0	0	0
Sun 23-Jun-24	200	11	180	9	0	0	0	0	0	0	0	0	0	0
Mon 24-Jun-24	245	18	218	9	0	0	0	0	0	0	0	0	0	0
Tue 25-Jun-24	278	25	244	9	0	0	0	0	0	0	0	0	0	0
Wed 26-Jun-24	261	23	229	8	0	1	0	0	0	0	0	0	0	0
Thu 27-Jun-24	284	26	241	17	0	0	0	0	0	0	0	0	0	0
Fri 28-Jun-24	303	18	280	5	0	0	0	0	0	0	0	0	0	0
Sat 29-Jun-24	241	11	223	6	0	0	1	0	0	0	0	0	0	0
Sun 30-Jun-24	197	4	187	6	0	0	0	0	0	0	0	0	0	0
Mon 01-Jul-24	271	18	243	9	0	0	1	0	0	0	0	0	0	0
Tue 02-Jul-24	275	21	249	5	0	0	0	0	0	0	0	0	0	0

TIME PERIOD	TOTAL VEHICLES	MOTOR-CYCLES	CARS OR CAR-BASED LGV	LIGHT GOODS VEHICLES	BUSES	TWO AXLE, SIX TYRE, RIGID/ BUSES	THREE AXLE RIGID	FOUR OR MORE AXLE RIGID	FOUR OR LESS AXLE ARTIC	FIVE AXLE ARTIC	SIX OR MORE AXLE ARTIC	FIVE OR LESS AXLE MULTI-TRAILER ARTIC	SIX AXLE MULTI-TRAILER ARTIC	SEVEN OR MORE AXLE ARTIC
-------------	----------------	--------------	-----------------------	----------------------	-------	----------------------------------	------------------	-------------------------	-------------------------	-----------------	------------------------	---------------------------------------	------------------------------	--------------------------

Total Vehicles														
[--]	3635	261	3253	117	0	1	3	0	0	0	0	0	0	0



13513		FELIXSTOWE				Site No: 13513003	Location Site 3 - Walton Hall Drive, Felixstowe l/c opp #10								
Wed 19-Jun-24 to Tue 02-Jul-24						Channel: Southbound									
TIME PERIOD	TOTAL VEHICLES	MOTOR-CYCLES	CARS OR CAR-BASED LGV	LIGHT GOODS VEHICLES	BUSES	TWO AXLE, SIX TYRE, RIGID/ BUSES	THREE AXLE RIGID	FOUR OR MORE AXLE RIGID	FOUR OR LESS AXLE ARTIC	FIVE AXLE ARTIC	SIX OR MORE AXLE ARTIC	FIVE OR LESS AXLE MULTI-TRAILER ARTIC	SIX AXLE MULTI-TRAILER ARTIC	SEVEN OR MORE AXLE ARTIC	
Wed 19-Jun-24															
00:00	0	0	0	0	0	0	0	0	0	0	0	0	0	0	
01:00	0	0	0	0	0	0	0	0	0	0	0	0	0	0	
02:00	1	0	1	0	0	0	0	0	0	0	0	0	0	0	
03:00	0	0	0	0	0	0	0	0	0	0	0	0	0	0	
04:00	1	0	1	0	0	0	0	0	0	0	0	0	0	0	
05:00	1	0	1	0	0	0	0	0	0	0	0	0	0	0	
06:00	3	0	3	0	0	0	0	0	0	0	0	0	0	0	
07:00	5	1	4	0	0	0	0	0	0	0	0	0	0	0	
08:00	32	1	31	0	0	0	0	0	0	0	0	0	0	0	
09:00	12	1	11	0	0	0	0	0	0	0	0	0	0	0	
10:00	9	0	7	2	0	0	0	0	0	0	0	0	0	0	
11:00	13	0	12	1	0	0	0	0	0	0	0	0	0	0	
12:00	7	1	6	0	0	0	0	0	0	0	0	0	0	0	
13:00	14	0	11	3	0	0	0	0	0	0	0	0	0	0	
14:00	16	1	15	0	0	0	0	0	0	0	0	0	0	0	
15:00	39	10	27	2	0	0	0	0	0	0	0	0	0	0	
16:00	25	4	20	1	0	0	0	0	0	0	0	0	0	0	
17:00	39	2	36	1	0	0	0	0	0	0	0	0	0	0	
18:00	22	1	19	2	0	0	0	0	0	0	0	0	0	0	
19:00	31	2	29	0	0	0	0	0	0	0	0	0	0	0	
20:00	18	1	17	0	0	0	0	0	0	0	0	0	0	0	
21:00	6	2	4	0	0	0	0	0	0	0	0	0	0	0	
22:00	3	0	3	0	0	0	0	0	0	0	0	0	0	0	
23:00	1	0	1	0	0	0	0	0	0	0	0	0	0	0	
12H,7-19	233	22	199	12	0	0	0	0	0	0	0	0	0	0	
16H,6-22	291	27	252	12	0	0	0	0	0	0	0	0	0	0	
18H,6-24	295	27	256	12	0	0	0	0	0	0	0	0	0	0	
24H,0-24	298	27	259	12	0	0	0	0	0	0	0	0	0	0	

13513		FELIXSTOWE				Site No: 13513003	Location Site 3 - Walton Hall Drive, Felixstowe l/c opp #10								
Wed 19-Jun-24 to Tue 02-Jul-24						Channel: Southbound									
TIME PERIOD	TOTAL VEHICLES	MOTOR-CYCLES	CARS OR CAR-BASED LGV	LIGHT GOODS VEHICLES	BUSES	TWO AXLE, SIX TYRE, RIGID/ BUSES	THREE AXLE RIGID	FOUR OR MORE AXLE RIGID	FOUR OR LESS AXLE ARTIC	FIVE AXLE ARTIC	SIX OR MORE AXLE ARTIC	FIVE OR LESS AXLE MULTI-TRAILER ARTIC	SIX AXLE MULTI-TRAILER ARTIC	SEVEN OR MORE AXLE ARTIC	
Thu 20-Jun-24															
00:00	0	0	0	0	0	0	0	0	0	0	0	0	0	0	
01:00	0	0	0	0	0	0	0	0	0	0	0	0	0	0	
02:00	0	0	0	0	0	0	0	0	0	0	0	0	0	0	
03:00	0	0	0	0	0	0	0	0	0	0	0	0	0	0	
04:00	0	0	0	0	0	0	0	0	0	0	0	0	0	0	
05:00	0	0	0	0	0	0	0	0	0	0	0	0	0	0	
06:00	4	0	4	0	0	0	0	0	0	0	0	0	0	0	
07:00	6	1	3	2	0	0	0	0	0	0	0	0	0	0	
08:00	33	0	32	1	0	0	0	0	0	0	0	0	0	0	
09:00	11	2	9	0	0	0	0	0	0	0	0	0	0	0	
10:00	7	0	7	0	0	0	0	0	0	0	0	0	0	0	
11:00	14	1	10	3	0	0	0	0	0	0	0	0	0	0	
12:00	19	0	19	0	0	0	0	0	0	0	0	0	0	0	
13:00	16	1	14	0	0	0	1	0	0	0	0	0	0	0	
14:00	17	0	17	0	0	0	0	0	0	0	0	0	0	0	
15:00	45	6	34	4	0	0	1	0	0	0	0	0	0	0	
16:00	43	3	39	1	0	0	0	0	0	0	0	0	0	0	
17:00	27	0	26	1	0	0	0	0	0	0	0	0	0	0	
18:00	18	3	15	0	0	0	0	0	0	0	0	0	0	0	
19:00	18	1	15	2	0	0	0	0	0	0	0	0	0	0	
20:00	16	0	16	0	0	0	0	0	0	0	0	0	0	0	
21:00	10	3	7	0	0	0	0	0	0	0	0	0	0	0	
22:00	6	1	5	0	0	0	0	0	0	0	0	0	0	0	
23:00	6	1	5	0	0	0	0	0	0	0	0	0	0	0	
12H,7-19	256	17	225	12	0	0	2	0	0	0	0	0	0	0	
16H,6-22	304	21	267	14	0	0	2	0	0	0	0	0	0	0	
18H,6-24	316	23	277	14	0	0	2	0	0	0	0	0	0	0	
24H,0-24	316	23	277	14	0	0	2	0	0	0	0	0	0	0	

13513		FELIXSTOWE				Site No: 13513003	Location Site 3 - Walton Hall Drive, Felixstowe l/c opp #10								
Wed 19-Jun-24 to Tue 02-Jul-24						Channel: Southbound									
TIME PERIOD	TOTAL VEHICLES	MOTOR-CYCLES	CARS OR CAR-BASED LGV	LIGHT GOODS VEHICLES	BUSES	TWO AXLE, SIX TYRE, RIGID/ BUSES	THREE AXLE RIGID	FOUR OR MORE AXLE RIGID	FOUR OR LESS AXLE ARTIC	FIVE AXLE ARTIC	SIX OR MORE AXLE ARTIC	FIVE OR LESS AXLE MULTI-TRAILER ARTIC	SIX AXLE MULTI-TRAILER ARTIC	SEVEN OR MORE AXLE ARTIC	
Fri 21-Jun-24															
00:00	0	0	0	0	0	0	0	0	0	0	0	0	0	0	
01:00	1	0	1	0	0	0	0	0	0	0	0	0	0	0	
02:00	0	0	0	0	0	0	0	0	0	0	0	0	0	0	
03:00	1	1	0	0	0	0	0	0	0	0	0	0	0	0	
04:00	1	0	1	0	0	0	0	0	0	0	0	0	0	0	
05:00	0	0	0	0	0	0	0	0	0	0	0	0	0	0	
06:00	1	0	1	0	0	0	0	0	0	0	0	0	0	0	
07:00	13	2	10	0	0	1	0	0	0	0	0	0	0	0	
08:00	30	2	28	0	0	0	0	0	0	0	0	0	0	0	
09:00	11	0	10	1	0	0	0	0	0	0	0	0	0	0	
10:00	12	0	11	0	0	0	1	0	0	0	0	0	0	0	
11:00	14	2	11	1	0	0	0	0	0	0	0	0	0	0	
12:00	18	0	18	0	0	0	0	0	0	0	0	0	0	0	
13:00	16	0	15	1	0	0	0	0	0	0	0	0	0	0	
14:00	25	1	24	0	0	0	0	0	0	0	0	0	0	0	
15:00	35	4	30	1	0	0	0	0	0	0	0	0	0	0	
16:00	34	1	32	1	0	0	0	0	0	0	0	0	0	0	
17:00	34	2	31	1	0	0	0	0	0	0	0	0	0	0	
18:00	26	0	26	0	0	0	0	0	0	0	0	0	0	0	
19:00	24	0	24	0	0	0	0	0	0	0	0	0	0	0	
20:00	12	1	10	1	0	0	0	0	0	0	0	0	0	0	
21:00	8	1	7	0	0	0	0	0	0	0	0	0	0	0	
22:00	9	2	7	0	0	0	0	0	0	0	0	0	0	0	
23:00	0	0	0	0	0	0	0	0	0	0	0	0	0	0	
12H,7-19	268	14	246	6	0	1	1	0	0	0	0	0	0	0	
16H,6-22	313	16	288	7	0	1	1	0	0	0	0	0	0	0	
18H,6-24	322	18	295	7	0	1	1	0	0	0	0	0	0	0	
24H,0-24	325	19	297	7	0	1	1	0	0	0	0	0	0	0	

13513		FELIXSTOWE				Site No: 13513003	Location Site 3 - Walton Hall Drive, Felixstowe l/c opp #10								
Wed 19-Jun-24 to Tue 02-Jul-24						Channel: Southbound									
TIME PERIOD	TOTAL VEHICLES	MOTOR-CYCLES	CARS OR CAR-BASED LGV	LIGHT GOODS VEHICLES	BUSES	TWO AXLE, SIX TYRE, RIGID/ BUSES	THREE AXLE RIGID	FOUR OR MORE AXLE RIGID	FOUR OR LESS AXLE ARTIC	FIVE AXLE ARTIC	SIX OR MORE AXLE ARTIC	FIVE OR LESS AXLE MULTI-TRAILER ARTIC	SIX AXLE MULTI-TRAILER ARTIC	SEVEN OR MORE AXLE ARTIC	
Sat 22-Jun-24															
00:00	4	0	4	0	0	0	0	0	0	0	0	0	0	0	
01:00	2	0	2	0	0	0	0	0	0	0	0	0	0	0	
02:00	1	0	1	0	0	0	0	0	0	0	0	0	0	0	
03:00	0	0	0	0	0	0	0	0	0	0	0	0	0	0	
04:00	0	0	0	0	0	0	0	0	0	0	0	0	0	0	
05:00	1	0	1	0	0	0	0	0	0	0	0	0	0	0	
06:00	3	0	2	1	0	0	0	0	0	0	0	0	0	0	
07:00	1	0	1	0	0	0	0	0	0	0	0	0	0	0	
08:00	11	0	9	2	0	0	0	0	0	0	0	0	0	0	
09:00	12	0	12	0	0	0	0	0	0	0	0	0	0	0	
10:00	17	1	16	0	0	0	0	0	0	0	0	0	0	0	
11:00	11	0	10	1	0	0	0	0	0	0	0	0	0	0	
12:00	28	1	24	3	0	0	0	0	0	0	0	0	0	0	
13:00	27	0	27	0	0	0	0	0	0	0	0	0	0	0	
14:00	17	0	17	0	0	0	0	0	0	0	0	0	0	0	
15:00	23	0	22	1	0	0	0	0	0	0	0	0	0	0	
16:00	22	0	21	1	0	0	0	0	0	0	0	0	0	0	
17:00	26	1	24	1	0	0	0	0	0	0	0	0	0	0	
18:00	18	0	16	1	0	0	1	0	0	0	0	0	0	0	
19:00	18	0	17	1	0	0	0	0	0	0	0	0	0	0	
20:00	15	0	14	1	0	0	0	0	0	0	0	0	0	0	
21:00	9	0	9	0	0	0	0	0	0	0	0	0	0	0	
22:00	11	2	9	0	0	0	0	0	0	0	0	0	0	0	
23:00	6	0	6	0	0	0	0	0	0	0	0	0	0	0	
12H,7-19	213	3	199	10	0	0	1	0	0	0	0	0	0	0	
16H,6-22	258	3	241	13	0	0	1	0	0	0	0	0	0	0	
18H,6-24	275	5	256	13	0	0	1	0	0	0	0	0	0	0	
24H,0-24	283	5	264	13	0	0	1	0	0	0	0	0	0	0	

13513		FELIXSTOWE				Site No: 13513003	Location Site 3 - Walton Hall Drive, Felixstowe l/c opp #10								
Wed 19-Jun-24 to Tue 02-Jul-24						Channel: Southbound									
TIME PERIOD	TOTAL VEHICLES	MOTOR-CYCLES	CARS OR CAR-BASED LGV	LIGHT GOODS VEHICLES	BUSES	TWO AXLE, SIX TYRE, RIGID/ BUSES	THREE AXLE RIGID	FOUR OR MORE AXLE RIGID	FOUR OR LESS AXLE ARTIC	FIVE AXLE ARTIC	SIX OR MORE AXLE ARTIC	FIVE OR LESS AXLE MULTI-TRAILER ARTIC	SIX AXLE MULTI-TRAILER ARTIC	SEVEN OR MORE AXLE ARTIC	
Sun 23-Jun-24															
00:00	4	1	3	0	0	0	0	0	0	0	0	0	0	0	
01:00	4	0	4	0	0	0	0	0	0	0	0	0	0	0	
02:00	2	0	2	0	0	0	0	0	0	0	0	0	0	0	
03:00	1	0	1	0	0	0	0	0	0	0	0	0	0	0	
04:00	0	0	0	0	0	0	0	0	0	0	0	0	0	0	
05:00	0	0	0	0	0	0	0	0	0	0	0	0	0	0	
06:00	0	0	0	0	0	0	0	0	0	0	0	0	0	0	
07:00	0	0	0	0	0	0	0	0	0	0	0	0	0	0	
08:00	4	1	3	0	0	0	0	0	0	0	0	0	0	0	
09:00	8	0	6	2	0	0	0	0	0	0	0	0	0	0	
10:00	12	1	11	0	0	0	0	0	0	0	0	0	0	0	
11:00	20	3	15	2	0	0	0	0	0	0	0	0	0	0	
12:00	24	1	22	0	0	0	1	0	0	0	0	0	0	0	
13:00	23	2	19	2	0	0	0	0	0	0	0	0	0	0	
14:00	16	2	14	0	0	0	0	0	0	0	0	0	0	0	
15:00	21	0	21	0	0	0	0	0	0	0	0	0	0	0	
16:00	27	1	25	1	0	0	0	0	0	0	0	0	0	0	
17:00	13	0	13	0	0	0	0	0	0	0	0	0	0	0	
18:00	17	3	13	1	0	0	0	0	0	0	0	0	0	0	
19:00	13	0	13	0	0	0	0	0	0	0	0	0	0	0	
20:00	9	0	8	1	0	0	0	0	0	0	0	0	0	0	
21:00	6	1	5	0	0	0	0	0	0	0	0	0	0	0	
22:00	7	1	6	0	0	0	0	0	0	0	0	0	0	0	
23:00	1	0	1	0	0	0	0	0	0	0	0	0	0	0	
12H,7-19	185	14	162	8	0	0	1	0	0	0	0	0	0	0	
16H,6-22	213	15	188	9	0	0	1	0	0	0	0	0	0	0	
18H,6-24	221	16	195	9	0	0	1	0	0	0	0	0	0	0	
24H,0-24	232	17	205	9	0	0	1	0	0	0	0	0	0	0	

13513		FELIXSTOWE				Site No: 13513003	Location Site 3 - Walton Hall Drive, Felixstowe l/c opp #10								
Wed 19-Jun-24 to Tue 02-Jul-24						Channel: Southbound									
TIME PERIOD	TOTAL VEHICLES	MOTOR-CYCLES	CARS OR CAR-BASED LGV	LIGHT GOODS VEHICLES	BUSES	TWO AXLE, SIX TYRE, RIGID/ BUSES	THREE AXLE RIGID	FOUR OR MORE AXLE RIGID	FOUR OR LESS AXLE ARTIC	FIVE AXLE ARTIC	SIX OR MORE AXLE ARTIC	FIVE OR LESS AXLE MULTI-TRAILER ARTIC	SIX AXLE MULTI-TRAILER ARTIC	SEVEN OR MORE AXLE ARTIC	
Mon 24-Jun-24															
00:00	1	0	1	0	0	0	0	0	0	0	0	0	0	0	
01:00	0	0	0	0	0	0	0	0	0	0	0	0	0	0	
02:00	0	0	0	0	0	0	0	0	0	0	0	0	0	0	
03:00	0	0	0	0	0	0	0	0	0	0	0	0	0	0	
04:00	0	0	0	0	0	0	0	0	0	0	0	0	0	0	
05:00	1	0	1	0	0	0	0	0	0	0	0	0	0	0	
06:00	1	0	1	0	0	0	0	0	0	0	0	0	0	0	
07:00	6	0	5	1	0	0	0	0	0	0	0	0	0	0	
08:00	30	0	29	1	0	0	0	0	0	0	0	0	0	0	
09:00	9	2	7	0	0	0	0	0	0	0	0	0	0	0	
10:00	13	0	12	1	0	0	0	0	0	0	0	0	0	0	
11:00	14	0	13	1	0	0	0	0	0	0	0	0	0	0	
12:00	15	0	12	3	0	0	0	0	0	0	0	0	0	0	
13:00	6	0	6	0	0	0	0	0	0	0	0	0	0	0	
14:00	9	0	9	0	0	0	0	0	0	0	0	0	0	0	
15:00	38	3	34	1	0	0	0	0	0	0	0	0	0	0	
16:00	36	5	30	1	0	0	0	0	0	0	0	0	0	0	
17:00	26	0	26	0	0	0	0	0	0	0	0	0	0	0	
18:00	29	0	28	1	0	0	0	0	0	0	0	0	0	0	
19:00	21	1	20	0	0	0	0	0	0	0	0	0	0	0	
20:00	12	0	12	0	0	0	0	0	0	0	0	0	0	0	
21:00	6	0	5	1	0	0	0	0	0	0	0	0	0	0	
22:00	7	1	6	0	0	0	0	0	0	0	0	0	0	0	
23:00	0	0	0	0	0	0	0	0	0	0	0	0	0	0	
12H,7-19	231	10	211	10	0	0	0	0	0	0	0	0	0	0	
16H,6-22	271	11	249	11	0	0	0	0	0	0	0	0	0	0	
18H,6-24	278	12	255	11	0	0	0	0	0	0	0	0	0	0	
24H,0-24	280	12	257	11	0	0	0	0	0	0	0	0	0	0	

13513		FELIXSTOWE				Site No: 13513003	Location Site 3 - Walton Hall Drive, Felixstowe l/c opp #10								
Wed 19-Jun-24 to Tue 02-Jul-24						Channel: Southbound									
TIME PERIOD	TOTAL VEHICLES	MOTOR-CYCLES	CARS OR CAR-BASED LGV	LIGHT GOODS VEHICLES	BUSES	TWO AXLE, SIX TYRE, RIGID/ BUSES	THREE AXLE RIGID	FOUR OR MORE AXLE RIGID	FOUR OR LESS AXLE ARTIC	FIVE AXLE ARTIC	SIX OR MORE AXLE ARTIC	FIVE OR LESS AXLE MULTI-TRAILER ARTIC	SIX AXLE MULTI-TRAILER ARTIC	SEVEN OR MORE AXLE ARTIC	
Tue 25-Jun-24															
00:00	2	0	2	0	0	0	0	0	0	0	0	0	0	0	
01:00	0	0	0	0	0	0	0	0	0	0	0	0	0	0	
02:00	0	0	0	0	0	0	0	0	0	0	0	0	0	0	
03:00	1	0	1	0	0	0	0	0	0	0	0	0	0	0	
04:00	0	0	0	0	0	0	0	0	0	0	0	0	0	0	
05:00	0	0	0	0	0	0	0	0	0	0	0	0	0	0	
06:00	1	0	0	1	0	0	0	0	0	0	0	0	0	0	
07:00	9	1	8	0	0	0	0	0	0	0	0	0	0	0	
08:00	32	4	26	1	0	0	0	0	1	0	0	0	0	0	
09:00	16	0	16	0	0	0	0	0	0	0	0	0	0	0	
10:00	16	0	13	3	0	0	0	0	0	0	0	0	0	0	
11:00	20	1	18	1	0	0	0	0	0	0	0	0	0	0	
12:00	12	1	10	1	0	0	0	0	0	0	0	0	0	0	
13:00	10	1	8	1	0	0	0	0	0	0	0	0	0	0	
14:00	17	0	17	0	0	0	0	0	0	0	0	0	0	0	
15:00	43	5	37	1	0	0	0	0	0	0	0	0	0	0	
16:00	30	4	24	2	0	0	0	0	0	0	0	0	0	0	
17:00	37	1	35	1	0	0	0	0	0	0	0	0	0	0	
18:00	32	4	28	0	0	0	0	0	0	0	0	0	0	0	
19:00	23	1	22	0	0	0	0	0	0	0	0	0	0	0	
20:00	11	1	10	0	0	0	0	0	0	0	0	0	0	0	
21:00	6	0	6	0	0	0	0	0	0	0	0	0	0	0	
22:00	8	0	8	0	0	0	0	0	0	0	0	0	0	0	
23:00	4	0	4	0	0	0	0	0	0	0	0	0	0	0	
12H,7-19	274	22	240	11	0	0	0	0	1	0	0	0	0	0	
16H,6-22	315	24	278	12	0	0	0	0	1	0	0	0	0	0	
18H,6-24	327	24	290	12	0	0	0	0	1	0	0	0	0	0	
24H,0-24	330	24	293	12	0	0	0	0	1	0	0	0	0	0	

13513		FELIXSTOWE				Site No: 13513003	Location Site 3 - Walton Hall Drive, Felixstowe l/c opp #10								
Wed 19-Jun-24 to Tue 02-Jul-24						Channel: Southbound									
TIME PERIOD	TOTAL VEHICLES	MOTOR-CYCLES	CARS OR CAR-BASED LGV	LIGHT GOODS VEHICLES	BUSES	TWO AXLE, SIX TYRE, RIGID/ BUSES	THREE AXLE RIGID	FOUR OR MORE AXLE RIGID	FOUR OR LESS AXLE ARTIC	FIVE AXLE ARTIC	SIX OR MORE AXLE ARTIC	FIVE OR LESS AXLE MULTI-TRAILER ARTIC	SIX AXLE MULTI-TRAILER ARTIC	SEVEN OR MORE AXLE ARTIC	
Wed 26-Jun-24															
00:00	0	0	0	0	0	0	0	0	0	0	0	0	0	0	
01:00	1	0	1	0	0	0	0	0	0	0	0	0	0	0	
02:00	0	0	0	0	0	0	0	0	0	0	0	0	0	0	
03:00	0	0	0	0	0	0	0	0	0	0	0	0	0	0	
04:00	0	0	0	0	0	0	0	0	0	0	0	0	0	0	
05:00	0	0	0	0	0	0	0	0	0	0	0	0	0	0	
06:00	1	0	0	1	0	0	0	0	0	0	0	0	0	0	
07:00	8	1	7	0	0	0	0	0	0	0	0	0	0	0	
08:00	30	3	26	1	0	0	0	0	0	0	0	0	0	0	
09:00	12	1	11	0	0	0	0	0	0	0	0	0	0	0	
10:00	9	0	7	2	0	0	0	0	0	0	0	0	0	0	
11:00	13	0	12	1	0	0	0	0	0	0	0	0	0	0	
12:00	19	0	17	1	0	1	0	0	0	0	0	0	0	0	
13:00	14	0	11	3	0	0	0	0	0	0	0	0	0	0	
14:00	16	1	15	0	0	0	0	0	0	0	0	0	0	0	
15:00	33	4	29	0	0	0	0	0	0	0	0	0	0	0	
16:00	34	4	29	1	0	0	0	0	0	0	0	0	0	0	
17:00	33	3	29	1	0	0	0	0	0	0	0	0	0	0	
18:00	29	0	28	1	0	0	0	0	0	0	0	0	0	0	
19:00	21	0	21	0	0	0	0	0	0	0	0	0	0	0	
20:00	12	1	11	0	0	0	0	0	0	0	0	0	0	0	
21:00	7	0	6	1	0	0	0	0	0	0	0	0	0	0	
22:00	8	1	7	0	0	0	0	0	0	0	0	0	0	0	
23:00	0	0	0	0	0	0	0	0	0	0	0	0	0	0	
12H,7-19	250	17	221	11	0	1	0	0	0	0	0	0	0	0	
16H,6-22	291	18	259	13	0	1	0	0	0	0	0	0	0	0	
18H,6-24	299	19	266	13	0	1	0	0	0	0	0	0	0	0	
24H,0-24	300	19	267	13	0	1	0	0	0	0	0	0	0	0	

13513		FELIXSTOWE				Site No: 13513003	Location Site 3 - Walton Hall Drive, Felixstowe l/c opp #10								
Wed 19-Jun-24 to Tue 02-Jul-24						Channel: Southbound									
TIME PERIOD	TOTAL VEHICLES	MOTOR-CYCLES	CARS OR CAR-BASED LGV	LIGHT GOODS VEHICLES	BUSES	TWO AXLE, SIX TYRE, RIGID/ BUSES	THREE AXLE RIGID	FOUR OR MORE AXLE RIGID	FOUR OR LESS AXLE ARTIC	FIVE AXLE ARTIC	SIX OR MORE AXLE ARTIC	FIVE OR LESS AXLE MULTI-TRAILER ARTIC	SIX AXLE MULTI-TRAILER ARTIC	SEVEN OR MORE AXLE ARTIC	
Thu 27-Jun-24															
00:00	0	0	0	0	0	0	0	0	0	0	0	0	0	0	
01:00	0	0	0	0	0	0	0	0	0	0	0	0	0	0	
02:00	0	0	0	0	0	0	0	0	0	0	0	0	0	0	
03:00	0	0	0	0	0	0	0	0	0	0	0	0	0	0	
04:00	0	0	0	0	0	0	0	0	0	0	0	0	0	0	
05:00	0	0	0	0	0	0	0	0	0	0	0	0	0	0	
06:00	4	1	3	0	0	0	0	0	0	0	0	0	0	0	
07:00	7	1	5	1	0	0	0	0	0	0	0	0	0	0	
08:00	29	2	27	0	0	0	0	0	0	0	0	0	0	0	
09:00	19	0	18	1	0	0	0	0	0	0	0	0	0	0	
10:00	10	0	9	1	0	0	0	0	0	0	0	0	0	0	
11:00	7	0	7	0	0	0	0	0	0	0	0	0	0	0	
12:00	21	0	20	1	0	0	0	0	0	0	0	0	0	0	
13:00	22	0	19	3	0	0	0	0	0	0	0	0	0	0	
14:00	19	0	17	2	0	0	0	0	0	0	0	0	0	0	
15:00	25	5	20	0	0	0	0	0	0	0	0	0	0	0	
16:00	24	3	20	1	0	0	0	0	0	0	0	0	0	0	
17:00	34	0	33	1	0	0	0	0	0	0	0	0	0	0	
18:00	35	4	30	1	0	0	0	0	0	0	0	0	0	0	
19:00	13	1	12	0	0	0	0	0	0	0	0	0	0	0	
20:00	18	1	16	0	1	0	0	0	0	0	0	0	0	0	
21:00	5	0	4	1	0	0	0	0	0	0	0	0	0	0	
22:00	7	1	6	0	0	0	0	0	0	0	0	0	0	0	
23:00	6	1	5	0	0	0	0	0	0	0	0	0	0	0	
12H,7-19	252	15	225	12	0	0	0	0	0	0	0	0	0	0	
16H,6-22	292	18	260	13	1	0	0	0	0	0	0	0	0	0	
18H,6-24	305	20	271	13	1	0	0	0	0	0	0	0	0	0	
24H,0-24	305	20	271	13	1	0	0	0	0	0	0	0	0	0	

13513		FELIXSTOWE				Site No: 13513003	Location Site 3 - Walton Hall Drive, Felixstowe l/c opp #10								
Wed 19-Jun-24 to Tue 02-Jul-24						Channel: Southbound									
TIME PERIOD	TOTAL VEHICLES	MOTOR-CYCLES	CARS OR CAR-BASED LGV	LIGHT GOODS VEHICLES	BUSES	TWO AXLE, SIX TYRE, RIGID/ BUSES	THREE AXLE RIGID	FOUR OR MORE AXLE RIGID	FOUR OR LESS AXLE ARTIC	FIVE AXLE ARTIC	SIX OR MORE AXLE ARTIC	FIVE OR LESS AXLE MULTI-TRAILER ARTIC	SIX AXLE MULTI-TRAILER ARTIC	SEVEN OR MORE AXLE ARTIC	
Fri 28-Jun-24															
00:00	0	0	0	0	0	0	0	0	0	0	0	0	0	0	
01:00	1	0	1	0	0	0	0	0	0	0	0	0	0	0	
02:00	1	0	1	0	0	0	0	0	0	0	0	0	0	0	
03:00	0	0	0	0	0	0	0	0	0	0	0	0	0	0	
04:00	0	0	0	0	0	0	0	0	0	0	0	0	0	0	
05:00	0	0	0	0	0	0	0	0	0	0	0	0	0	0	
06:00	4	0	4	0	0	0	0	0	0	0	0	0	0	0	
07:00	7	1	6	0	0	0	0	0	0	0	0	0	0	0	
08:00	13	2	10	1	0	0	0	0	0	0	0	0	0	0	
09:00	15	0	15	0	0	0	0	0	0	0	0	0	0	0	
10:00	13	1	10	2	0	0	0	0	0	0	0	0	0	0	
11:00	24	0	24	0	0	0	0	0	0	0	0	0	0	0	
12:00	20	0	18	2	0	0	0	0	0	0	0	0	0	0	
13:00	17	0	16	1	0	0	0	0	0	0	0	0	0	0	
14:00	10	0	10	0	0	0	0	0	0	0	0	0	0	0	
15:00	31	3	28	0	0	0	0	0	0	0	0	0	0	0	
16:00	37	2	35	0	0	0	0	0	0	0	0	0	0	0	
17:00	43	0	41	2	0	0	0	0	0	0	0	0	0	0	
18:00	39	0	38	1	0	0	0	0	0	0	0	0	0	0	
19:00	29	1	26	2	0	0	0	0	0	0	0	0	0	0	
20:00	14	0	14	0	0	0	0	0	0	0	0	0	0	0	
21:00	12	0	12	0	0	0	0	0	0	0	0	0	0	0	
22:00	6	1	5	0	0	0	0	0	0	0	0	0	0	0	
23:00	8	0	8	0	0	0	0	0	0	0	0	0	0	0	
12H,7-19	269	9	251	9	0	0	0	0	0	0	0	0	0	0	
16H,6-22	328	10	307	11	0	0	0	0	0	0	0	0	0	0	
18H,6-24	342	11	320	11	0	0	0	0	0	0	0	0	0	0	
24H,0-24	344	11	322	11	0	0	0	0	0	0	0	0	0	0	

13513		FELIXSTOWE				Site No: 13513003	Location Site 3 - Walton Hall Drive, Felixstowe l/c opp #10								
Wed 19-Jun-24 to Tue 02-Jul-24						Channel: Southbound									
TIME PERIOD	TOTAL VEHICLES	MOTOR-CYCLES	CARS OR CAR-BASED LGV	LIGHT GOODS VEHICLES	BUSES	TWO AXLE, SIX TYRE, RIGID/ BUSES	THREE AXLE RIGID	FOUR OR MORE AXLE RIGID	FOUR OR LESS AXLE ARTIC	FIVE AXLE ARTIC	SIX OR MORE AXLE ARTIC	FIVE OR LESS AXLE MULTI-TRAILER ARTIC	SIX AXLE MULTI-TRAILER ARTIC	SEVEN OR MORE AXLE ARTIC	
Sat 29-Jun-24															
00:00	3	0	3	0	0	0	0	0	0	0	0	0	0	0	
01:00	2	0	2	0	0	0	0	0	0	0	0	0	0	0	
02:00	2	0	2	0	0	0	0	0	0	0	0	0	0	0	
03:00	0	0	0	0	0	0	0	0	0	0	0	0	0	0	
04:00	2	0	2	0	0	0	0	0	0	0	0	0	0	0	
05:00	1	0	0	1	0	0	0	0	0	0	0	0	0	0	
06:00	1	0	0	1	0	0	0	0	0	0	0	0	0	0	
07:00	1	0	1	0	0	0	0	0	0	0	0	0	0	0	
08:00	2	0	2	0	0	0	0	0	0	0	0	0	0	0	
09:00	7	1	6	0	0	0	0	0	0	0	0	0	0	0	
10:00	20	0	19	1	0	0	0	0	0	0	0	0	0	0	
11:00	20	2	18	0	0	0	0	0	0	0	0	0	0	0	
12:00	29	3	26	0	0	0	0	0	0	0	0	0	0	0	
13:00	16	0	16	0	0	0	0	0	0	0	0	0	0	0	
14:00	16	1	14	1	0	0	0	0	0	0	0	0	0	0	
15:00	24	2	20	1	0	0	1	0	0	0	0	0	0	0	
16:00	21	0	19	2	0	0	0	0	0	0	0	0	0	0	
17:00	30	3	27	0	0	0	0	0	0	0	0	0	0	0	
18:00	21	1	20	0	0	0	0	0	0	0	0	0	0	0	
19:00	24	0	23	1	0	0	0	0	0	0	0	0	0	0	
20:00	14	2	12	0	0	0	0	0	0	0	0	0	0	0	
21:00	8	0	8	0	0	0	0	0	0	0	0	0	0	0	
22:00	8	1	7	0	0	0	0	0	0	0	0	0	0	0	
23:00	8	0	8	0	0	0	0	0	0	0	0	0	0	0	
12H,7-19	207	13	188	5	0	0	1	0	0	0	0	0	0	0	
16H,6-22	254	15	231	7	0	0	1	0	0	0	0	0	0	0	
18H,6-24	270	16	246	7	0	0	1	0	0	0	0	0	0	0	
24H,0-24	280	16	255	8	0	0	1	0	0	0	0	0	0	0	

13513		FELIXSTOWE				Site No: 13513003	Location Site 3 - Walton Hall Drive, Felixstowe l/c opp #10								
Wed 19-Jun-24 to Tue 02-Jul-24						Channel: Southbound									
TIME PERIOD	TOTAL VEHICLES	MOTOR-CYCLES	CARS OR CAR-BASED LGV	LIGHT GOODS VEHICLES	BUSES	TWO AXLE, SIX TYRE, RIGID/ BUSES	THREE AXLE RIGID	FOUR OR MORE AXLE RIGID	FOUR OR LESS AXLE ARTIC	FIVE AXLE ARTIC	SIX OR MORE AXLE ARTIC	FIVE OR LESS AXLE MULTI-TRAILER ARTIC	SIX AXLE MULTI-TRAILER ARTIC	SEVEN OR MORE AXLE ARTIC	
Sun 30-Jun-24															
00:00	3	1	2	0	0	0	0	0	0	0	0	0	0	0	
01:00	2	0	2	0	0	0	0	0	0	0	0	0	0	0	
02:00	2	1	1	0	0	0	0	0	0	0	0	0	0	0	
03:00	0	0	0	0	0	0	0	0	0	0	0	0	0	0	
04:00	0	0	0	0	0	0	0	0	0	0	0	0	0	0	
05:00	0	0	0	0	0	0	0	0	0	0	0	0	0	0	
06:00	2	0	2	0	0	0	0	0	0	0	0	0	0	0	
07:00	2	0	2	0	0	0	0	0	0	0	0	0	0	0	
08:00	3	0	3	0	0	0	0	0	0	0	0	0	0	0	
09:00	7	0	6	1	0	0	0	0	0	0	0	0	0	0	
10:00	17	0	16	1	0	0	0	0	0	0	0	0	0	0	
11:00	21	0	21	0	0	0	0	0	0	0	0	0	0	0	
12:00	19	1	18	0	0	0	0	0	0	0	0	0	0	0	
13:00	19	0	19	0	0	0	0	0	0	0	0	0	0	0	
14:00	18	0	18	0	0	0	0	0	0	0	0	0	0	0	
15:00	16	2	13	1	0	0	0	0	0	0	0	0	0	0	
16:00	24	1	21	2	0	0	0	0	0	0	0	0	0	0	
17:00	18	0	17	1	0	0	0	0	0	0	0	0	0	0	
18:00	18	1	17	0	0	0	0	0	0	0	0	0	0	0	
19:00	12	0	12	0	0	0	0	0	0	0	0	0	0	0	
20:00	11	0	10	1	0	0	0	0	0	0	0	0	0	0	
21:00	5	0	4	1	0	0	0	0	0	0	0	0	0	0	
22:00	6	1	5	0	0	0	0	0	0	0	0	0	0	0	
23:00	2	1	1	0	0	0	0	0	0	0	0	0	0	0	
12H,7-19	182	5	171	6	0	0	0	0	0	0	0	0	0	0	
16H,6-22	212	5	199	8	0	0	0	0	0	0	0	0	0	0	
18H,6-24	220	7	205	8	0	0	0	0	0	0	0	0	0	0	
24H,0-24	227	9	210	8	0	0	0	0	0	0	0	0	0	0	

13513		FELIXSTOWE				Site No: 13513003	Location Site 3 - Walton Hall Drive, Felixstowe l/c opp #10								
Wed 19-Jun-24 to Tue 02-Jul-24						Channel: Southbound									
TIME PERIOD	TOTAL VEHICLES	MOTOR-CYCLES	CARS OR CAR-BASED LGV	LIGHT GOODS VEHICLES	BUSES	TWO AXLE, SIX TYRE, RIGID/ BUSES	THREE AXLE RIGID	FOUR OR MORE AXLE RIGID	FOUR OR LESS AXLE ARTIC	FIVE AXLE ARTIC	SIX OR MORE AXLE ARTIC	FIVE OR LESS AXLE MULTI-TRAILER ARTIC	SIX AXLE MULTI-TRAILER ARTIC	SEVEN OR MORE AXLE ARTIC	
Mon 01-Jul-24															
00:00	1	0	1	0	0	0	0	0	0	0	0	0	0	0	
01:00	0	0	0	0	0	0	0	0	0	0	0	0	0	0	
02:00	0	0	0	0	0	0	0	0	0	0	0	0	0	0	
03:00	0	0	0	0	0	0	0	0	0	0	0	0	0	0	
04:00	0	0	0	0	0	0	0	0	0	0	0	0	0	0	
05:00	0	0	0	0	0	0	0	0	0	0	0	0	0	0	
06:00	1	0	1	0	0	0	0	0	0	0	0	0	0	0	
07:00	9	1	8	0	0	0	0	0	0	0	0	0	0	0	
08:00	18	0	18	0	0	0	0	0	0	0	0	0	0	0	
09:00	17	1	15	1	0	0	0	0	0	0	0	0	0	0	
10:00	10	0	9	1	0	0	0	0	0	0	0	0	0	0	
11:00	13	0	12	1	0	0	0	0	0	0	0	0	0	0	
12:00	22	0	20	2	0	0	0	0	0	0	0	0	0	0	
13:00	14	0	14	0	0	0	0	0	0	0	0	0	0	0	
14:00	24	0	24	0	0	0	0	0	0	0	0	0	0	0	
15:00	37	4	32	1	0	0	0	0	0	0	0	0	0	0	
16:00	34	3	31	0	0	0	0	0	0	0	0	0	0	0	
17:00	41	1	38	2	0	0	0	0	0	0	0	0	0	0	
18:00	25	1	24	0	0	0	0	0	0	0	0	0	0	0	
19:00	21	0	21	0	0	0	0	0	0	0	0	0	0	0	
20:00	9	0	8	1	0	0	0	0	0	0	0	0	0	0	
21:00	8	1	7	0	0	0	0	0	0	0	0	0	0	0	
22:00	5	0	4	1	0	0	0	0	0	0	0	0	0	0	
23:00	0	0	0	0	0	0	0	0	0	0	0	0	0	0	
12H,7-19	264	11	245	8	0	0	0	0	0	0	0	0	0	0	
16H,6-22	303	12	282	9	0	0	0	0	0	0	0	0	0	0	
18H,6-24	308	12	286	10	0	0	0	0	0	0	0	0	0	0	
24H,0-24	309	12	287	10	0	0	0	0	0	0	0	0	0	0	

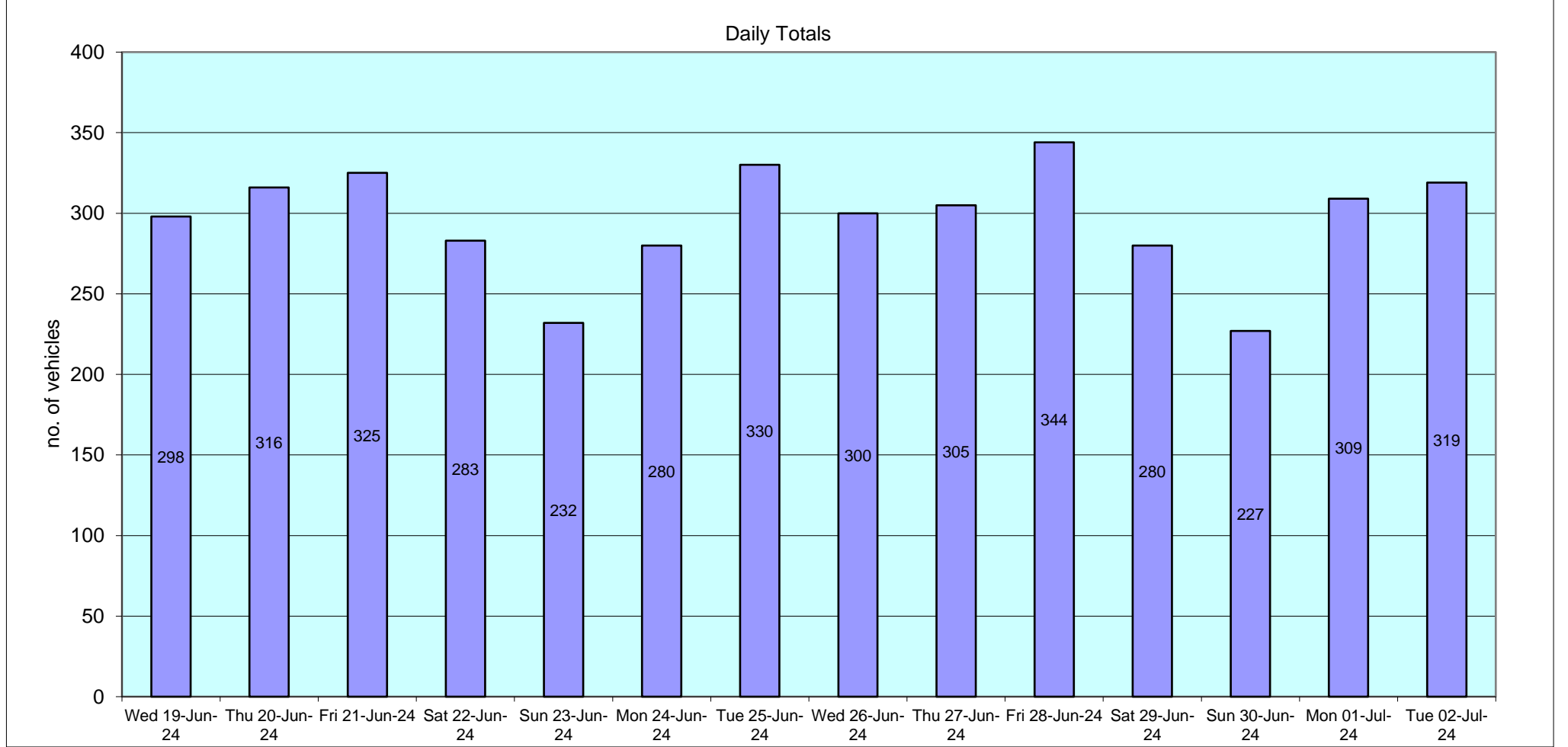
13513		FELIXSTOWE				Site No: 13513003	Location Site 3 - Walton Hall Drive, Felixstowe l/c opp #10								
Wed 19-Jun-24 to Tue 02-Jul-24						Channel: Southbound									
TIME PERIOD	TOTAL VEHICLES	MOTOR-CYCLES	CARS OR CAR-BASED LGV	LIGHT GOODS VEHICLES	BUSES	TWO AXLE, SIX TYRE, RIGID/ BUSES	THREE AXLE RIGID	FOUR OR MORE AXLE RIGID	FOUR OR LESS AXLE ARTIC	FIVE AXLE ARTIC	SIX OR MORE AXLE ARTIC	FIVE OR LESS AXLE MULTI-TRAILER ARTIC	SIX AXLE MULTI-TRAILER ARTIC	SEVEN OR MORE AXLE ARTIC	
Tue 02-Jul-24															
00:00	1	0	1	0	0	0	0	0	0	0	0	0	0	0	
01:00	1	0	1	0	0	0	0	0	0	0	0	0	0	0	
02:00	0	0	0	0	0	0	0	0	0	0	0	0	0	0	
03:00	0	0	0	0	0	0	0	0	0	0	0	0	0	0	
04:00	0	0	0	0	0	0	0	0	0	0	0	0	0	0	
05:00	0	0	0	0	0	0	0	0	0	0	0	0	0	0	
06:00	1	0	0	1	0	0	0	0	0	0	0	0	0	0	
07:00	8	2	6	0	0	0	0	0	0	0	0	0	0	0	
08:00	33	2	31	0	0	0	0	0	0	0	0	0	0	0	
09:00	21	2	18	1	0	0	0	0	0	0	0	0	0	0	
10:00	11	0	11	0	0	0	0	0	0	0	0	0	0	0	
11:00	14	1	11	2	0	0	0	0	0	0	0	0	0	0	
12:00	19	0	18	1	0	0	0	0	0	0	0	0	0	0	
13:00	14	0	13	1	0	0	0	0	0	0	0	0	0	0	
14:00	17	0	16	1	0	0	0	0	0	0	0	0	0	0	
15:00	33	6	27	0	0	0	0	0	0	0	0	0	0	0	
16:00	33	2	31	0	0	0	0	0	0	0	0	0	0	0	
17:00	45	5	38	2	0	0	0	0	0	0	0	0	0	0	
18:00	30	2	27	1	0	0	0	0	0	0	0	0	0	0	
19:00	20	2	18	0	0	0	0	0	0	0	0	0	0	0	
20:00	5	0	5	0	0	0	0	0	0	0	0	0	0	0	
21:00	7	1	5	1	0	0	0	0	0	0	0	0	0	0	
22:00	5	0	5	0	0	0	0	0	0	0	0	0	0	0	
23:00	1	0	1	0	0	0	0	0	0	0	0	0	0	0	
12H,7-19	278	22	247	9	0	0	0	0	0	0	0	0	0	0	
16H,6-22	311	25	275	11	0	0	0	0	0	0	0	0	0	0	
18H,6-24	317	25	281	11	0	0	0	0	0	0	0	0	0	0	
24H,0-24	319	25	283	11	0	0	0	0	0	0	0	0	0	0	

13513 FELIXSTOWE Site No: 13513003 Location Site 3 - Walton Hall Drive, Felixstowe l/c opp #10
 Wed 19-Jun-24 to Tue 02-Jul-24 Channel: Southbound

TIME PERIOD	TOTAL VEHICLES	MOTOR-CYCLES	CARS OR CAR-BASED LGV	LIGHT GOODS VEHICLES	BUSES	TWO AXLE, SIX TYRE, RIGID/BUSES	THREE AXLE RIGID	FOUR OR MORE AXLE RIGID	FOUR OR LESS AXLE ARTIC	FIVE AXLE ARTIC	SIX OR MORE AXLE ARTIC	FIVE OR LESS AXLE MULTI-TRAILER ARTIC	SIX AXLE MULTI-TRAILER ARTIC	SEVEN OR MORE AXLE ARTIC
Daily Totals														
Wed 19-Jun-24	298	27	259	12	0	0	0	0	0	0	0	0	0	0
Thu 20-Jun-24	316	23	277	14	0	0	2	0	0	0	0	0	0	0
Fri 21-Jun-24	325	19	297	7	0	1	1	0	0	0	0	0	0	0
Sat 22-Jun-24	283	5	264	13	0	0	1	0	0	0	0	0	0	0
Sun 23-Jun-24	232	17	205	9	0	0	1	0	0	0	0	0	0	0
Mon 24-Jun-24	280	12	257	11	0	0	0	0	0	0	0	0	0	0
Tue 25-Jun-24	330	24	293	12	0	0	0	0	1	0	0	0	0	0
Wed 26-Jun-24	300	19	267	13	0	1	0	0	0	0	0	0	0	0
Thu 27-Jun-24	305	20	271	13	1	0	0	0	0	0	0	0	0	0
Fri 28-Jun-24	344	11	322	11	0	0	0	0	0	0	0	0	0	0
Sat 29-Jun-24	280	16	255	8	0	0	1	0	0	0	0	0	0	0
Sun 30-Jun-24	227	9	210	8	0	0	0	0	0	0	0	0	0	0
Mon 01-Jul-24	309	12	287	10	0	0	0	0	0	0	0	0	0	0
Tue 02-Jul-24	319	25	283	11	0	0	0	0	0	0	0	0	0	0

TIME PERIOD	TOTAL VEHICLES	MOTOR-CYCLES	CARS OR CAR-BASED LGV	LIGHT GOODS VEHICLES	BUSES	TWO AXLE, SIX TYRE, RIGID/ BUSES	THREE AXLE RIGID	FOUR OR MORE AXLE RIGID	FOUR OR LESS AXLE ARTIC	FIVE AXLE ARTIC	SIX OR MORE AXLE ARTIC	FIVE OR LESS AXLE MULTI-TRAILER ARTIC	SIX AXLE MULTI-TRAILER ARTIC	SEVEN OR MORE AXLE ARTIC
-------------	----------------	--------------	-----------------------	----------------------	-------	----------------------------------	------------------	-------------------------	-------------------------	-----------------	------------------------	---------------------------------------	------------------------------	--------------------------

Total Vehicles														
[--]	4148	239	3747	152	1	2	6	0	1	0	0	0	0	0



Appendix D

MANUAL SURVEY COUNT (INBOUND)

INDIVIDUAL INBOUND COUNTS

Access Point

WALTON HALL DRIVE

Date

02/07/2024

PLEASE COMPLETE EVERY AVAILABLE CELL EVEN IF COUNT IS 0



TIME	VEHICLES													PASSENGERS				CYCLISTS				PEDESTRIANS				BUS		TOTAL PEOPLE						
	CARS / VANS		TAXIS		M/C		LGV		PSV	OGV1	OGV2	OGVs	TOTAL VEHICLES		VEH + 1 PASS	VEH + 2 PASS	VEH + 3+ PASS	TOTAL PASS		ADULT P/C	CHILD P/C	ACCOM CHILD P/C	TOTAL P/C		ADULT PEDS	CHILD PEDS	ACCOM CHILD PED			TOTAL PEDS		BUS USER		
0700-0730	5	10	0	0	0	0	1	2	0	0	0	0	0	6	12	1	0	0	1	1	0	0	0	0	2	0	0	0	0	1	0	0	7	16
0730-0800	5	10	0	0	0	0	1	2	0	0	0	0	0	6	12	0	0	0	0	1	1	0	0	2	2	1	0	0	1	1	0	0	9	16
0800-0830	14	22	0	0	0	0	2	2	0	0	0	0	0	16	24	1	0	0	1	1	0	0	1	2	0	1	0	1	2	0	0	19	29	
0830-0900	8	22	0	0	0	0	0	2	0	0	0	0	0	8	24	0	0	0	0	1	0	0	0	1	2	1	0	0	1	2	0	0	10	29
0900-0930	14	24	1	1	0	0	1	2	0	0	0	0	0	16	27	1	0	0	1	2	0	0	2	2	9	0	0	9	11	0	0	28	42	
0930-1000	10	24	0	1	0	0	1	2	0	0	0	0	0	11	27	1	0	0	1	2	0	0	0	2	2	0	0	2	2	0	0	14	42	
1000-1030	12	18	1	1	0	0	0	1	0	0	0	0	0	13	20	3	0	0	3	3	0	0	0	0	0	0	0	0	0	0	0	16	23	
1030-1100	6	18	0	1	0	0	1	1	0	0	0	0	0	7	20	0	0	0	0	3	0	0	0	0	0	0	0	0	0	0	0	7	23	
1100-1130	6	22	0	0	0	0	1	2	0	0	0	0	0	7	24	2	0	0	2	4	0	0	0	0	1	0	0	1	1	0	0	10	29	
1130-1200	16	22	0	0	0	0	1	2	0	0	0	0	0	17	24	2	0	0	2	4	0	0	0	0	0	0	0	0	1	0	0	19	29	
1200-1230	18	36	0	0	0	0	3	4	0	0	0	0	0	21	40	4	0	0	4	4	0	0	0	0	3	2	0	5	7	0	0	30	52	
1230-1300	18	36	0	0	0	0	1	4	0	0	0	0	0	19	40	0	0	0	0	4	1	0	0	1	0	2	0	2	2	0	0	22	52	
1300-1330	15	28	1	1	0	0	1	3	0	0	0	0	0	17	32	2	0	0	2	2	0	0	2	2	1	0	0	1	6	0	0	22	44	
1330-1400	13	28	0	0	0	0	2	3	0	0	0	0	0	15	32	0	0	0	0	2	0	2	0	2	3	2	0	5	4	0	0	22	44	
1400-1430	13	23	0	0	0	0	1	1	0	0	0	0	0	14	24	3	0	0	3	4	0	0	0	0	1	0	0	1	4	0	0	18	32	
1430-1500	10	23	0	0	0	0	0	1	0	0	0	0	0	10	24	1	0	0	1	4	0	0	0	0	3	0	0	3	4	0	0	14	32	
1500-1530	14	44	0	0	0	0	0	1	0	0	0	0	0	14	45	3	0	0	3	16	1	14	0	15	18	2	48	7	57	68	0	0	89	147
1530-1600	30	44	0	0	0	0	1	1	0	0	0	0	0	31	45	11	1	0	13	16	0	1	2	3	1	0	10	11	11	0	0	58	147	
1600-1630	28	52	3	3	0	1	0	1	0	0	0	0	0	31	57	7	0	0	7	13	0	1	0	1	3	2	3	3	8	11	0	0	47	84
1630-1700	24	52	0	3	1	1	1	1	0	0	0	0	0	26	57	4	1	0	6	13	2	0	0	2	3	0	0	3	11	0	0	37	84	
1700-1730	28	61	0	0	0	0	1	4	0	0	0	0	0	29	65	3	0	0	3	9	0	0	0	0	4	1	0	0	1	5	0	0	33	83
1730-1800	33	61	0	0	0	0	3	4	0	0	0	0	0	36	65	6	0	0	6	9	1	1	2	4	4	1	0	3	4	5	0	0	50	83
1800-1830	28	47	0	0	0	0	1	4	0	0	0	0	0	29	51	3	0	0	3	6	0	1	0	1	2	1	0	0	1	1	0	0	34	60
1830-1900	19	47	0	0	0	0	3	4	0	0	0	0	0	22	51	3	0	0	3	6	1	0	0	1	2	0	0	0	0	1	0	0	26	60
TIME	CARS / VANS		TAXIS		M/C		LGV		PSV	OGV1	OGV2	OGVs	TOTAL VEHICLES		VEH + 1 PASS	VEH + 2 PASS	VEH + 3+ PASS	TOTAL PASS		ADULT P/C	CHILD P/C	ACCOM CHILD P/C	TOTAL P/C		ADULT PEDS	CHILD PEDS	ACCOM CHILD PED	TOTAL PEDS		BUS USER	TOTAL PEOPLE			
TOTALS	387	387	6	6	1	1	27	27	0	0	0	0	421	421	61	2	0	65	65	10	22	6	38	38	36	58	23	117	117	0	0	641	641	

MANUAL SURVEY COUNT (OUTBOUND)

INDIVIDUAL OUTBOUND COUNTS

Access Point

WALTON HALL DRIVE

Date

02/07/2024

PLEASE COMPLETE EVERY AVAILABLE CELL EVEN IF COUNT IS 0



TIME	VEHICLES													PASSENGERS				CYCLISTS				PEDESTRIANS				BUS		TOTAL PEOPLE						
	CARS / VANS		TAXIS		M/C		LGV		PSV		OGV1	OGV2	OGVs	TOTAL VEHICLES		VEH + 1 PASS	VEH + 2 PASS	VEH + 3+ PASS	TOTAL PASS		ADULT P/C	CHILD P/C	ACCOM CHILD P/C	TOTAL P/C		ADULT PEDS	CHILD PEDS			ACCOM CHILD PED	TOTAL PEDS		BUS USER	
0700-0730	20	48	0	0	0	0	2	0	0	0	0	0	20	50	2	0	0	2	7	0	0	0	0	4	0	0	0	0	8	0	0	22	69	
0730-0800	28	48	0	0	0	0	2	0	0	0	0	0	30	50	5	0	0	5	7	0	4	0	4	4	1	7	0	8	8	0	0	47	69	
0800-0830	35	64	0	0	0	0	4	0	0	0	0	0	39	71	9	1	0	11	17	1	11	0	12	16	2	51	12	65	79	0	0	127	183	
0830-0900	29	64	0	0	0	0	3	0	0	0	0	0	32	71	6	0	0	6	17	1	1	2	4	16	4	2	8	14	79	0	0	56	183	
0900-0930	16	29	1	1	0	0	1	0	0	0	0	0	18	32	3	0	0	3	4	1	0	0	1	1	1	0	0	1	2	0	0	23	39	
0930-1000	13	29	0	1	0	0	1	0	0	0	0	0	14	32	1	0	0	1	4	0	0	0	0	1	1	0	0	1	2	0	0	16	39	
1000-1030	14	19	1	1	0	0	1	0	0	0	0	0	16	21	1	0	0	1	1	0	0	0	0	0	0	0	0	0	1	0	0	17	23	
1030-1100	5	19	0	1	0	0	0	0	0	0	0	0	5	21	0	0	0	0	1	0	0	0	0	0	1	0	0	1	1	0	0	6	23	
1100-1130	11	23	0	0	0	0	2	0	0	0	0	0	13	26	2	0	0	2	3	0	0	0	0	0	2	0	0	2	4	0	0	17	33	
1130-1200	12	23	0	0	0	0	1	0	0	0	0	0	13	26	1	0	0	1	3	0	0	0	0	0	2	0	0	2	4	0	0	16	33	
1200-1230	16	32	0	0	0	0	2	0	0	0	0	0	18	35	2	1	0	4	7	1	0	0	1	2	2	0	0	2	4	0	0	25	48	
1230-1300	16	32	0	0	0	0	1	0	0	0	0	0	17	35	3	0	0	3	7	0	1	0	1	2	0	2	0	2	4	0	0	23	48	
1300-1330	10	18	1	1	0	0	2	0	0	0	0	0	13	23	2	0	0	2	2	1	1	0	2	2	1	2	0	3	5	0	0	20	32	
1330-1400	8	18	0	0	0	0	2	0	0	0	0	0	10	23	0	0	0	0	2	0	0	0	0	2	0	0	0	2	5	0	0	12	32	
1400-1430	12	23	0	0	0	0	1	0	0	0	0	0	13	24	2	0	0	2	2	0	0	0	0	1	4	2	0	6	9	0	0	21	36	
1430-1500	11	23	0	0	0	0	0	0	0	0	0	0	11	24	0	0	0	0	2	1	0	0	1	3	0	0	0	3	9	0	0	15	36	
1500-1530	16	45	0	1	0	0	0	0	0	0	0	0	16	47	2	0	0	2	6	1	1	0	2	3	6	0	0	6	9	0	0	26	65	
1530-1600	29	45	1	1	0	0	1	0	0	0	0	0	31	47	4	0	0	4	6	0	1	0	1	3	1	2	0	3	9	0	0	39	65	
1600-1630	12	28	2	2	0	0	1	0	0	0	0	0	15	32	1	0	0	1	5	0	0	0	0	1	2	0	0	2	3	0	0	18	41	
1630-1700	16	28	0	2	0	0	1	0	0	0	0	0	17	32	4	0	0	4	5	1	0	0	1	1	0	0	0	1	3	0	0	23	41	
1700-1730	19	41	0	0	0	2	1	0	0	0	0	0	20	45	2	1	0	4	9	2	2	0	4	7	1	0	0	1	2	0	0	29	63	
1730-1800	22	41	0	0	2	0	1	0	0	0	0	0	25	45	5	0	0	5	9	1	0	2	3	3	1	0	0	1	2	0	0	34	63	
1800-1830	17	29	0	0	0	0	0	0	0	0	0	0	17	30	3	0	0	3	5	2	1	0	3	3	3	0	0	3	3	0	0	26	41	
1830-1900	12	29	0	0	0	0	1	0	0	0	0	0	13	30	2	0	0	2	5	0	0	0	0	3	0	0	0	0	3	0	0	15	41	
TIME	CARS / VANS		TAXIS		M/C		LGV		PSV		OGV1	OGV2	OGVs	TOTAL VEHICLES		VEH + 1 PASS	VEH + 2 PASS	VEH + 3+ PASS	TOTAL PASS		ADULT P/C	CHILD P/C	ACCOM CHILD P/C	TOTAL P/C		ADULT PEDS	CHILD PEDS	ACCOM CHILD PED	TOTAL PEDS		BUS USER	TOTAL PEOPLE		
TOTALS	399	399	6	6	2	2	29	29	0	0	0	0	0	436	436	62	3	0	68	68	13	23	4	40	40	41	68	20	129	129	0	0	673	673

Appendix E

Walton Gate Travel Survey Aug 2024

13 responses

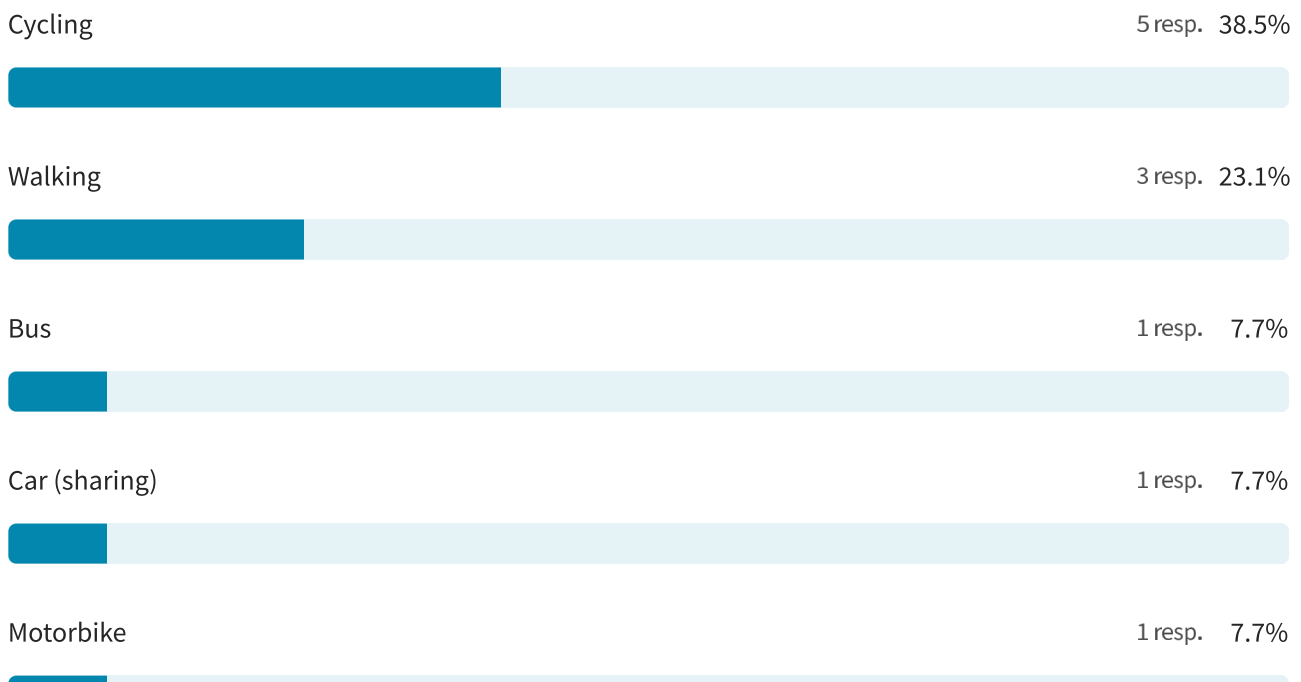
Would you like a free Personal Travel Plan?

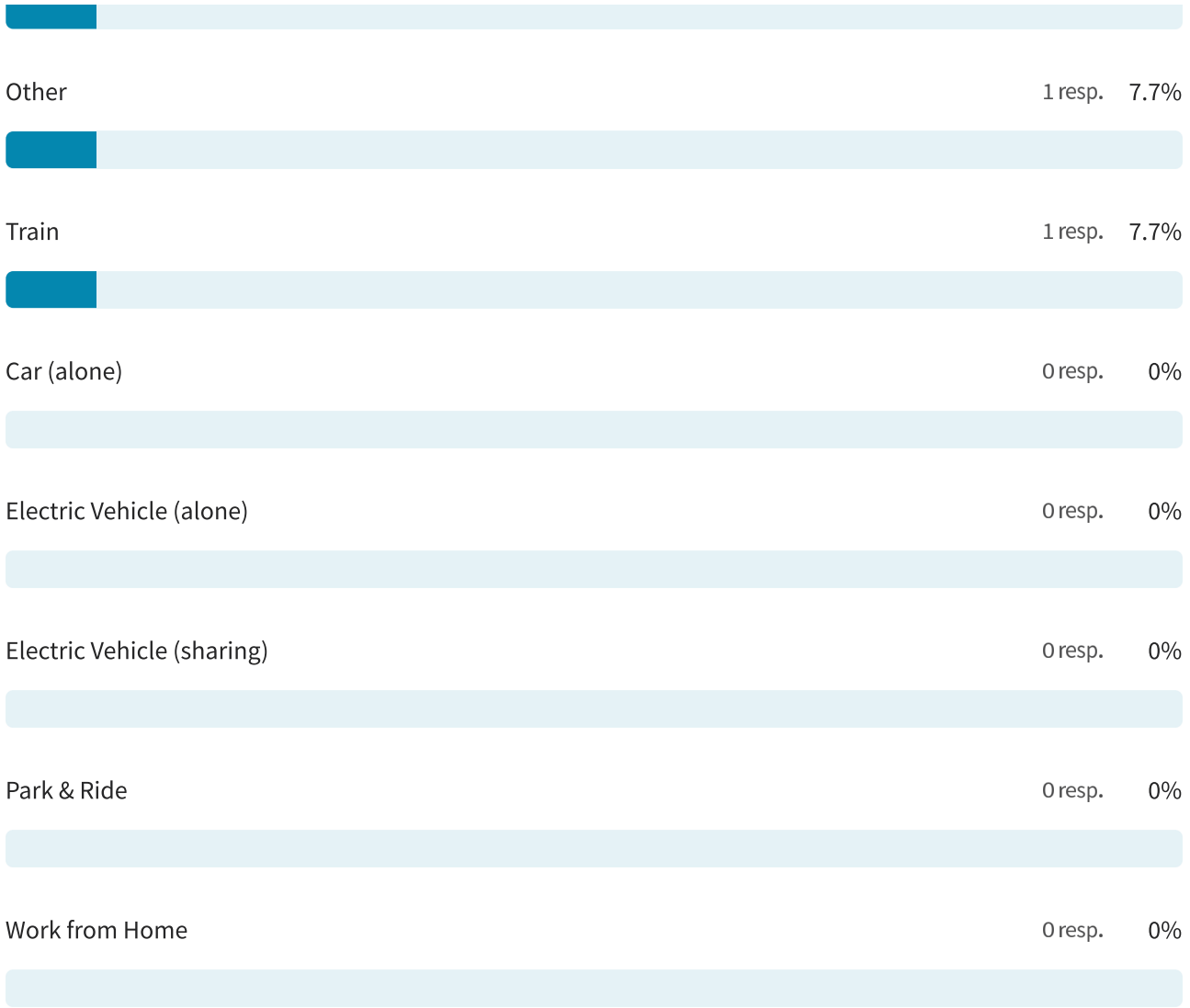
13 out of 13 answered



If your main mode of travel was unavailable, how would you get around?

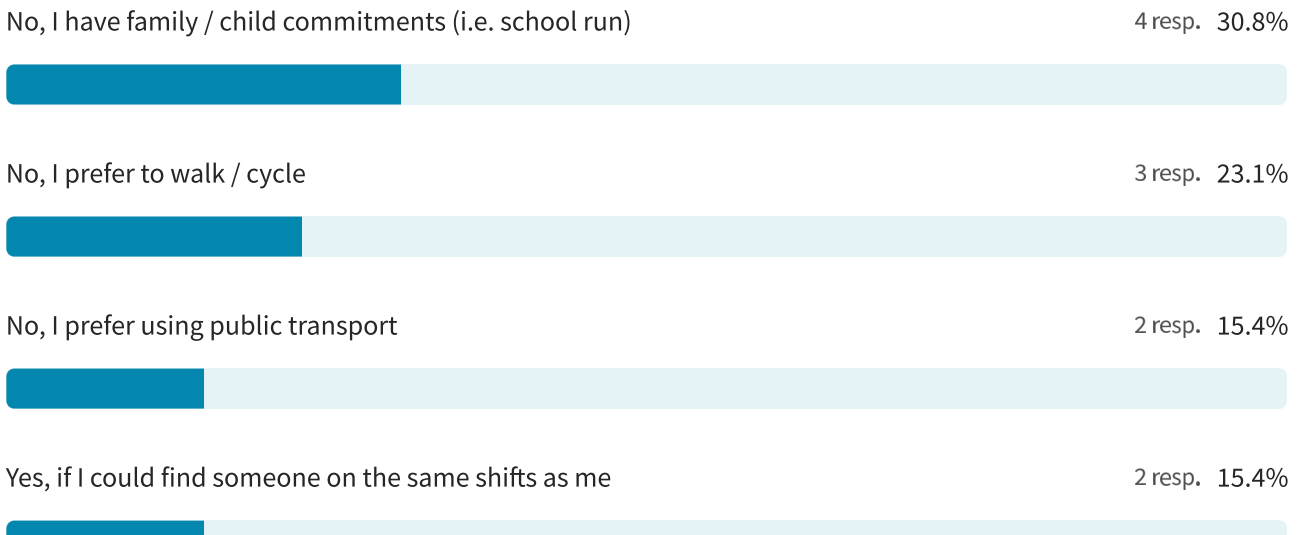
13 out of 13 answered





Would you consider car sharing regularly?


13 out of 13 answered




Yes, if I could find someone to share with 2 resp. 15.4%




I already car share regularly 1 resp. 7.7%




I cannot travel by car due to mobility considerations 0 resp. 0%



Yes, if it was incentivised (i.e. work perks; priority parking) 0 resp. 0%




Other 1 resp. 7.7%




What is stopping you from travelling more sustainably?

13 out of 13 answered

I don't think I have any other options 4 resp. 30.8%



Bus times don't suit my needs 3 resp. 23.1%



I can't walk / cycle to my regular destinations - too far away 2 resp. 15.4%




I haven't found anyone to car share with 2 resp. 15.4%



I need my vehicle due to family / child care 2 resp. 15.4%



Surrounding roads aren't safe to walk / cycle 2 resp. 15.4%



I need my vehicle to assist with my limited mobility 1 resp. 7.7%



Public transport seems too expensive 1 resp. 7.7%




There are no shower / changing facilities at work 1 resp. 7.7%



I need my vehicle to carry out my job role 0 resp. 0%



Other 1 resp. 7.7%



Has the Travel Information Pack helped you make informed decisions about the way you travel?

13 out of 13 answered

I have not read the Travel Information Pack 8 resp. 61.5%



No, I read it but did not find it helpful. 4 resp. 30.8%



Yes, I found it helpful. 1 resp. 7.7%



Which travel voucher did you claim?

13 out of 13 answered

I have not claimed a voucher 12 resp. 92.3%



Active Travel Voucher 1 resp. 7.7%



2-Month Bus Pass 0 resp. 0%



Powered by Typeform

How many days of the week do you regularly travel and which mode do you use?

13 out of 13 answered

	0	1	2	3	4	5	6	7
Car (alone)	30.8%	23.1%	7.7%	0%	15.4%	7.7%	7.7%	7.7%
Car (sharing)	76.9%	7.7%	7.7%	7.7%	0%	0%	0%	0%
Electric Car (alone)	100%	0%	0%	0%	0%	0%	0%	0%
Electric Car (sharing)	100%	0%	0%	0%	0%	0%	0%	0%
Walk	46.2%	0%	15.4%	15.4%	7.7%	0%	0%	15.4%
Cycle	53.8%	7.7%	15.4%	7.7%	0%	7.7%	7.7%	0%
Bus	76.9%	7.7%	0%	7.7%	0%	7.7%	0%	0%
Train	92.3%	0%	0%	7.7%	0%	0%	0%	0%
Motorbike	92.3%	0%	0%	7.7%	0%	0%	0%	0%
Work from Home	100%	0%	0%	0%	0%	0%	0%	0%
Other	92.3%	7.7%	0%	0%	0%	0%	0%	0%